



# Outdoor LED Lighting Service


## Overhead Electric



Below pricing does not reflect the **\$5.36 conversion fee per light** that applies when proactively exchanging existing lighting in working order with LEDs. Additional charges may apply where new wood poles or other excess facilities are required.

Fixture	Label	Wattage Equivalence	Fixture Price	Fixture Rate Code
	Type D	70w	\$8.28	KC1
	Type A	100w	\$10.09	390
	Type B	200w	\$12.55	391
	Type C*	400w	\$16.53	392

Fixture	Label	Wattage Equivalence	Fixture Price	Fixture Rate Code
	Type M	100w	\$8.18	393

Fixture	Label	Wattage Equivalence	Fixture Price	Fixture Rate Code
	Type U	100w	\$10.85	KF1
	Type V	200w	\$13.40	KF2
	Type W*	400w	\$16.53	KF3
	Type X*	1000w	\$24.42	KF4

\*Not available in residential areas unless requested by a government authority.