



OUTDOOR LED LIGHTING SERVICE





UNDERGROUND ELECTRIC

Below pricing does not reflect the conversion fee that applies when proactively exchanging existing lighting in working order with LEDs. **Conversion fee per light: \$260.00 one-time fee; \$4.62 monthly fee.** If a wood pole is needed, a \$8.82 charge will apply. Other charges may apply where additional facilities are required.

Fixture	Label	Wattage Equivalence	Pole Type	Fixture Price	Fixture Rate Code	Pole Type	Pole Rate Code	Fixture + Pole Total
	Type D	70w	Black Aluminum Pole or Aluminum Davit Pole (Downtown Metro)	\$4.81	LC2	\$38.18	PL1	\$42.99
	Type E	100w		\$5.17	LC4	\$38.18	PL1	\$43.35
	Type A	150w		\$6.36	496	\$38.18	PL1	\$44.54
	Type B	250w		\$8.59	497	\$38.18	PL1	\$46.77
	Type C ¹	400w		\$12.20	498	\$38.18	PL1	\$50.38



Fixture	Label	Wattage Equivalence	Pole Type	Fixture Price	Fixture Rate Code	Pole Type	Pole Rate Code	Fixture + Pole Total
	Type N	85w	16' Bronze Aluminum Pole	\$3.26	LN1	\$21.74	PL2	\$25.00
	Type P	150w		\$9.75	LN2	\$21.74	PL2	\$31.49
	Type R ²	225w	30' Bronze Aluminum Pole	\$11.75	LN3	\$29.15	PL3	\$40.90
	Type S ^{1,2}	400w		\$17.17	LN4	\$29.15	PL3	\$46.32
	Type T ^{1,2}	1000w		\$22.77	LN5	\$29.15	PL3	\$51.92

Fixture	Label	Wattage Equivalence	Fixture Price	Fixture Rate Code
	Type U	85w	\$9.31	LF5
	Type V	175w	\$11.43	LF6
	Type W ¹	400w	\$14.17	LF7
	Type X ¹	1000w	\$21.58	LF8

Fixture	Label	Wattage Equivalence	Pole Type	Fixture Price	Fixture Rate Code	Pole Type	Pole Rate Code	Fixture + Pole Total
	Type H	100w	Smooth Black Aluminum Pole	\$8.41	499	\$19.07	PL4	\$27.48
	Type K	100w	Smooth Black Aluminum Pole	\$7.89	LA1	\$19.07	PL4	\$26.96


1. Not available in residential areas unless requested by a government authority.
2. Two contemporary fixtures may be mounted on one pole.
3. Typically installed on existing poles.


UNDERGROUND ELECTRIC (continued)


Fixture	Label	Wattage Equivalence	Pole Type	Fixture Price	Fixture Rate Code	Pole Type	Pole Rate Code	Fixture + Pole Total
Victorian 	Type J	39w	Historic Fluted	\$26.55	LV1	\$24.73	PL5	\$51.28
London 	Type L	79w	Historic Fluted	\$28.29	LL1	\$24.73	PL5	\$53.02

OVERHEAD ELECTRIC

Below pricing does not reflect the conversion fee that applies when proactively exchanging existing lighting in working order with LEDs. **Conversion fee per light: \$260.00 one-time fee; \$4.62 monthly fee.** If a wood pole is needed, a \$8.82 charge will apply. Other charges may apply where additional facilities are required.

Fixture	Label	Wattage Equivalence	Fixture Price	Fixture Rate Code
Cobra 	Type D	70w	\$11.15	LC1
	Type E	100w	\$11.51	LC3
	Type A	150w	\$12.70	490
	Type B	250w	\$14.92	491
	Type C ¹	400w	\$18.54	492

Fixture	Label	Wattage Equivalence	Fixture Price	Fixture Rate Code
Open Bottom 	Type M	100w	\$11.29	493

Fixture	Label	Wattage Equivalence	Fixture Price	Fixture Rate Code
Directional Flood 	Type U	85w	\$14.05	LF1
	Type V	175w	\$16.17	LF2
	Type W ¹	400w	\$18.92	LF3
	Type X ¹	1000w	\$26.32	LF4

1. Not available in residential areas unless requested by a government authority.