

**June 2025**

PRICES SUBJECT TO CHANGE  
WITHOUT NOTICE

# PRICE LIST 2025 TABLE OF CONTENTS

**NUCLEUS ELECTRONIC MIXING VALVES**  
(ASSE 1017 & LF LISTED) .....2

**PROTON ELECTRONIC MIXING VALVES**  
(ASSE 1017 & LF LISTED) .....3

**XL SERIES VALVES**  
(ASSE 1017 & LF LISTED) .....4/5/6

**LV SERIES VALVES**  
(ASSE 1017 & LF LISTED) .....6/7

**TM-26 SERIES VALVES**  
(ASSE 1017 & LF LISTED) .....8

**NEXT GENERATION HIGH LOW VALVES**  
(ASSE 1017 & LF LISTED) .....9/10

**TEMPERATURE MONITORING SYSTEMS**  
LMS-188-4P 4 POINT DIGITAL MONITOR  
ALARM, AU-3000 .....11

**EMERGENCY LEAD FREE MIXING VALVES**  
(ASSE 1071 & LF LISTED) .....12

**SEVENTY SERIES TEMPERATURE LIMITING  
VALVES (ASSE 1017, 1070 & LF LISTED)**  
170-LF/170A-LF/170D-LF/270-LF/370-LF, 270-4PS-LF ..13

**7600®THERMOSTATIC SHOWERMASTER®  
VALVE (ASSE 1016 TYPE T LISTED)**  
7600, Combinations .....14

**PAM®II-ST-F, PAM®II-E PRESSURE BALANCED  
SHOWER VALVES (ASSE 1016 TYPE P LISTED)**  
PAM-II-ST-F, PAM-II-E, Combinations .....15

**AQUATROL® 4500 PRESSURE BALANCED  
VALVE (ASSE 1016 TYPE P LISTED)**  
4500,Combinations .....16

**SURFASHOWER®**  
SS-7600, SS-PAM, SS-5700, SS-5710.....17

**ADA SURFASHOWER®** .....17

ECO-MIX™ is Leonard Valve Company’s proprietary offering of Lead Free products.  
Not all products are Lead Free.  
Products that are intended for human consumption are Lead Free and comply with Federal Public Law 111-380, The Reduction of Lead in Drinking Water Act.

**SHOWER HEADS, DIVERTER, METERING** .....18

**HANDSHOWERS, ACCESSORIES, THERMOMETERS** .....19

**INDUSTRIAL HOSE STATIONS**  
Digital Hose Stations .....20  
THS-25-LF, SW-75-LF, CW-75-LF .....20  
3800 Auto-Shutoff Hose Stations .....20  
Wastewater Treatment Hose Stations .....20  
Mounting Plates .....21  
Heavy Duty Hose, Nozzles, Hose Racks .....21

**STAINLESS STEEL HOSE STATIONS** .....21/22

**INDUSTRIAL STEAM/WATER MIXING VALVES** .....22

**TM LEAD FREE ALTERNATE TEMP VALVES** .....22

**MODEL 210 & TA THERMOSTATIC VALVE**  
210-LF-F, TA-LF-F .....23

**DIALYSIS SYSTEMS** .....23

**TERMS AND CONDITIONS** .....Back Page

**GLOSSARY**  
BWE - Baked White Enamel Cabinet  
STSTL- Stainless Steel Cabinet  
REC - Recessed Cabinet  
EXP - Exposed Cabinet  
SEMI - Semi-recessed Cabinet  
RF - Rough Bronze Finish  
CP - Chrome Plate Finish  
IT - Inlet Thermometer  
TC - Test Connection

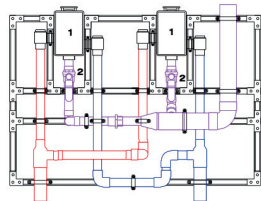
# NUCLEUS® ELECTRONIC MIXING VALVES

ALL VALVES ARE 1017 & LF LISTED


MODELS- BASE VALVE	IN	OUT	WGT EST	RF ROUGH
NV-150-LF	1-1/4"	1-1/2"	120	Consult Factory
NV-200-LF	2	2	125	Consult Factory
NV-300-LF	3	3	200	Consult Factory
<b>HIGH CAPACITY</b>				
NV-150-LF-2PS	2	3	300	Consult Factory
NV-200-LF-2PS	3	4	350	Consult Factory
NV-200-LF-3PS	4	4	425	Consult Factory
NV-300-LF-2PS	4	5	500	Consult Factory
<b>RECIRCULATION MANIFOLDS - NO INLET FITTINGS</b>				
NV-150-LF-IF-R100	1-1/4"	1-1/2"	200	Consult Factory
NV-200-LF-IF-R125	2	2	220	Consult Factory
NV-300-LF-IF-R150	3	3	370	Consult Factory
<b>RECIRCULATION MANIFOLDS - INLET FITTINGS</b>				
NV-150-LF-NIF-R100	1-1/4"	1-1/2"	130	Consult Factory
NV-200-LF-NIF-R125	2	2	150	Consult Factory
NV-300-LF-NIF-R150	3	3	365	Consult Factory
<b>MEGATRON STYLE</b>				
MEGATRON NV-150-LF	1-1/4"	1-1/2"	240	Consult Factory
MEGATRON NV-200-LF	2	2	250	Consult Factory
MEGATRON NV-300-LF	3	3	380	Consult Factory
MEGATRON NV-150-LF-2PS-LC	2	3	400	Consult Factory
MEGATRON NV-200-LF-2PS-LC	4	4	480	Consult Factory
MEGATRON NV-200-LF-3PS-LC	4	4	550	Consult Factory
MEGATRON NV-300-LF-2PS-LC	6	6	600	Consult Factory
MEGATRON NV-300-LF-3PS-LC	6	6	750	Consult Factory
<b>OPTIONS</b>				
IF-RTS Inlet fittings, return temperature sensor				Consult Factory
DA Digital AquaStat				Consult Factory
T5-T8 Extra Temperature Sensor				Consult Factory
F1 Flow meter				Consult Factory
F2 Second Flow meter				Consult Factory
P3 Pressure sensor				Consult Factory
DB Daughter Board				Consult Factory
BTU Btu reader				Consult Factory



NV-150-LF



NV-200-LF-2PS




MEGATRON NV-200-LF

# PROTON® ELECTRONIC MIXING VALVES

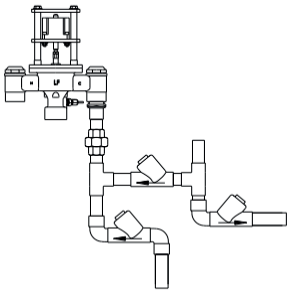
ALL VALVES ARE 1017 & LF LISTED




**PNV-200-LF**



**PNV-100-LF-R34**



**PNV-125-LF-R**



**MEGATRON PNV-100-LF**

MODELS - BASE VALVE WITH INTEGRAL CHECKS	IN	OUT	WGT EST	RF ROUGH
PNV-100-LF	3/4"	1	20	\$6,115.00
PNV-125-LF	1	1 1/4"	20	\$7,925.00
<b>MODELS - BASE VALVE LESS CHECKS</b>				
PNV-150-LF-LCV	1 1/4"	1 1/2"	30	\$8,925.00
PNV-200-LF-LCV	2"	2"	32	\$9,585.00
PNV-300-LF-LCV	3"	3"	75	\$15,600.00
OPTION: CV -CHECK VALVES FOR PNV-300-LF-LCV ONLY				\$1,415.00
<b>MODELS - BASE VALVE WITH CHECKS</b>				
PNV-150-LF	1 1/4"	1 1/2"	36	\$9,360.00
PNV-200-LF	2"	2"	38	\$10,020.00
PNV-300-LF-LCV-CV	3"	3"	90	\$17,010.00
<b>HIGH CAPACITY</b>				
PNV-150-LF-2PS	2"	3"	250	Consult Factory
PNV-200-LF-2PS	3"	4"	300	Consult Factory
PNV-200-LF-3PS	4"	4"	400	Consult Factory
PNV-300-LF-2PS	4"	5"	475	Consult Factory
PNV-300-LF-3PS	5"	6"	600	Consult Factory
<b>BASIC RECIRCULATION MANIFOLDS</b>				
PNV-100-LF-R	3/4"	1"	70	Consult Factory
PNV-125-LF-R	1"	1 1/4"	80	Consult Factory
PNV-150-LF-R	1 1/4"	1 1/2"	90	Consult Factory
PNV-200-LF-R	2"	2"	100	Consult Factory
PNV-300-LF-R	3"	3"	150	Consult Factory
<b>EXPANDED RECIRCULATION MANIFOLDS</b>				
PNV-100-LF-R34	3/4"	1"	160	Consult Factory
PNV-125-LF-R1	1"	1 1/4"	180	Consult Factory
PNV-150-LF-R1	1 1/4"	1 1/2"	200	Consult Factory
PNV-200-LF-R125	2"	2"	220	Consult Factory
PNV-300-LF-R150	3"	3"	300	Consult Factory
<b>MEGATRON STYLE</b>				
MEGATRON PNV-100-LF	3/4"	1"	200	Consult Factory
MEGATRON PNV-125-LF	1"	1 1/4"	220	Consult Factory
MEGATRON PNV-150-LF	1 1/4"	1 1/2"	240	Consult Factory
MEGATRON PNV-200-LF	2"	2"	250	Consult Factory
MEGATRON PNV-300-LF	3"	3"	350	Consult Factory
<b>OPTIONS</b>				
2.5 Control Box			TC100 Test Connection 1"	\$425.00
3T inlet /outlet / return sensors		Consult Factory	TC125 Test Connection 1-1/4"	\$455.00
REL 5 Relays			TC150 Test Connection 1-1/2"	\$480.00
3.0 Control Box			TC200 Test Connection 2"	\$575.00
OBV125 Outlet Ball Valve 1 1/4"		\$135.00	TC300 Test Connection 3"	\$1,155.00
OBV150 Outlet Ball Valve 1 1/2"		\$170.00	Inlet Thermometer (up to 2")	\$480.00
OBV200 Outlet Ball Valve 2"		\$295.00	Inlet Thermometer (3")	\$760.00
OBV300 Outlet Ball Valve 3"		\$1,140.00	BTU Reader	Consult Factory

# XL SERIES - HIGH LOW VALVES



**XL-82-LF-BDT**

MODELS	IN	OUT	WGT EST	RF ROUGH	CP CHROME
ASSE STANDARD 1017 LF LISTED					
XL-32A-LF-RF-0	3/4"	3/4"	15	\$2,145.00	N/A
XL-32A-LF-RF-BDT	3/4"	3/4"	17	\$2,425.00	N/A
XL-52-LF-RF-0	3/4"	1"	19	\$3,065.00	\$3,430.00
XL-52-LF-RF-BDT	3/4"	1"	21	\$3,490.00	\$3,795.00
XL-82-LF-RF-0	1"	1 1/4"	19	\$3,405.00	\$3,770.00
XL-82-LF-RF-BDT	1"	1-1/4"	21	\$3,610.00	\$3,985.00
XL-82-LF-SS	1"	1-1/4"	20	\$4,520.00 (Stainless Steel)	
XL-150-LF-RF-0	1-1/4"	1-1/2"	32	\$4,535.00	\$4,900.00
XL-150-LF-RF-BDT	1-1/4"	1-1/2"	34	\$4,900.00	\$5,265.00
XL-15032-LF-RF-BDT	1-1/4"	1-1/2"	50	\$5,695.00	N/A
XL-200-SW-LF-RF-0	2"	2"	49	\$5,725.00	N/A
XL-200-SW-LF-RF-BDT	2"	2"	51	\$6,060.00	N/A
XL-20032-LF-RF-BDT	2"	2"	65	\$6,245.00	\$6,740.00

OPTIONS	
SUFFIX IT (INLET THERMOMETER SHIPPED LOOSE)	\$480.00
SUFFIX ITP (INLET THERMOMETER / PRESSURE SHIPPED LOOSE)	\$530.00
SUFFIX TC (TEST CONN, XL-32A-LF-BDT, 3/4")	\$415.00
SUFFIX TC (TEST CONN, XL-52-LF-BDT, XL-52-LF-0, 1")	\$425.00
SUFFIX TC (TEST CONN, XL-82-LF-BDT, XL-82-LF-0, 1-1/4")	\$455.00
SUFFIX TC (TEST CONN, XL-150-LF-BDT, XL-15032-LF-BDT 1-1/2")	\$480.00
SUFFIX TC (TEST CONN, XL-200-SW-LF-BDT, XL-20032-LF-BDT, 2")	\$575.00
SUFFIX TH (THREADED CONN, XL-32A-LF-0, XL-32A-LF-BDT, 3/4")	\$115.00
SUFFIX TH (THREADED CONN, XL-200-SW-LF-0, XL-200-SW-LF-BDT, 2")	\$225.00

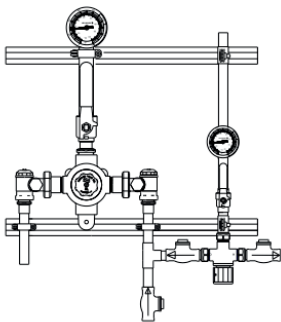


**XL-186-82-LF-STSTL-REC**

CABINET ASSEMBLIES	WGT EST	FACTORY ASSEMBLED			
		BWE REC/ EXP		STSTL REC/EXP	
		RF	CP	RF	CP
XL-186-32A-LF	78	\$5,155.00	N/A	\$5,050.00	N/A
XL-186-52-LF	80	\$5,810.00	\$6,125.00	\$5,705.00	\$6,020.00
XL-186-82-LF	80	\$5,935.00	\$6,280.00	\$5,825.00	\$6,170.00
XL-186-150-LF	96	\$7,090.00	\$7,215.00	\$6,985.00	\$7,110.00
XL-186-15032-LF	110	\$9,490.00	N/A	\$9,385.00	N/A
XL-186-200-SW-LF	112	\$9,305.00	N/A	\$9,200.00	N/A
XL-322-32A-LF	96	\$5,285.00	\$5,660.00	\$5,180.00	\$5,550.00
XL-322-82-LF	98	\$5,935.00	\$6,245.00	\$5,825.00	\$6,140.00

OPTIONS	
SUFFIX SEMI (Cabinet Adder, XL/LV Valves only) NOT AVAIL on XL-82, XL-150 OR XL-200	\$450.00
SUFFIX TOP Top Inlets (not avail on XL-186-15032-LF)	No Extra Charge
SUFFIX VIEW Viewport in Door for Thermometer	\$250.00
SUFFIX TC Available for Exposed Cabinets XL-32A-LF-BDT, 3/4"	\$415.00
SUFFIX TC Available for Exposed Cabinets XL-52-LF-BDT, XL-52-LF-0, 1"	\$425.00
SUFFIX TC Available for Exposed Cabinets XL-82-LF-BDT, XL-82-LF-0, 1-1/4"	\$455.00
SUFFIX TC Available for Exposed Cabinets XL-150-LF-BDT, XL-15032-LF-BDT, 1-1/2"	\$480.00
SUFFIX TC Available for Exposed Cabinets XL-200-SW-LF-BDT, XL-20032-LF-BDT, 2"	\$575.00
IT Available for Exposed Cabinets	\$480.00
SUFFIX IT/TC for Recessed Cabinets	Consult Factory

**NOTE: ALL CABINET ASSEMBLIES ARE NON-RETURNABLE**



**XL-82-LF-DT-RF-R34**

XL SERIES - EXPOSED ASSEMBLIES	IN	OUT	WGT EST	RF ROUGH
XL-32A-LF-DT-RF-R34	3/4"	3/4"	45	\$5,020.00
XL-52-LF-DT-RF-R34	3/4"	1"	48	\$5,300.00
XL-82-LF-DT-RF-R34	1"	1-1/4"	50	\$5,550.00
XL-150-LF-DT-RF-R34	1-1/4"	1-1/2"	60	\$7,080.00
XL-150-LF-DT-RF-R1	1-1/4"	1-1/2"	65	\$7,265.00
XL-15032-LF-DT-RF-R1	1-1/4"	1-1/2"	80	\$8,165.00
XL-200-SW-LF-DT-RF-R1	2"	2"	80	\$8,380.00
XL-20032-LF-DT-RF-R1	2"	2"	95	\$8,765.00

OPTION	
R1- 1" Return Piping, (Replaces R34 Only)	\$375.00
RL- Return Limiter	\$245.00
TC / IT see prices per size above	See Above

## XL SERIES - CABINET ASSEMBLIES

XL SERIES - CABINET ASSEMBLIES	IN	OUT	WGT EST	RF ROUGH
XL-186-32A-LF-DT-RF-R34-BWE-EXP	3/4"	3/4"	75	\$8,210.00
XL-186-32A-LF-DT-RF-R34-STSTL-EXP	3/4"	3/4"	75	\$8,105.00
XL-186-52-LF-DT-RF-R34-BWE-EXP	3/4"	1"	85	\$8,615.00
XL-186-52-LF-DT-RF-R34-STSTL-EXP	3/4"	1"	85	\$8,510.00
XL-186-82-LF-DT-RF-R34-BWE-EXP	1"	1-1/4"	85	\$8,330.00
XL-186-82-LF-DT-RF-R34-STSTL-EXP	1"	1-1/4"	85	\$8,725.00
XL-186-150-LF-DT-RF-R34-BWE-EXP	1-1/4"	1-1/2"	95	\$10,550.00
XL-186-150-LF-DT-RF-R34-STSTL-EXP	1-1/4"	1-1/2"	95	\$10,445.00
<b>OPTIONS</b>				
R1 1" option NOT available on cabinet assemblies				
REC not avail on the above				

## XL SERIES - MEGATRON® LEAD FREE SYSTEMS

COMPLETE WATER TEMPERATURE CONTROL SYSTEM, INCLUDING MIXING VALVE AND RECIRCULATION PIPING

XL SERIES - MEGATRON LEAD FREE SYSTEMS				
VALVES ARE 1017 AND LF LISTED				
MODELS - MEGATRON	IN	OUT	WGT EST	RF ROUGH
Megatron XL-32A-LF	3/4"	3/4"	115	Consult Factory
Megatron XL-52-LF	3/4"	1"	120	
Megatron XL-82-LF	1"	1-1/4"	120	
Megatron XL-150-LF	1-1/4"	1-1/2"	135	
Megatron XL-200-SW-LF	2"	2"	180	
Megatron XL-150-2P-LF	2"	2"	260	
Megatron XL-200-SW-2P-LF	3"	3"	340	
<b>OPTIONS</b>				
LMS-188-4P (MEGATRON) While supplies last				Consult Factory
LMS-188-4P-BMS (MEGATRON) While supplies last				
AU-3000-Audio Visual Alarm				
FM-Floor Mount				
FS-Free Standing				
LC-Less Circulator				
RP-Return Piping 1", 1 1/4", 1 1/2", 2" Megatron ONLY				
CAB-Cabinet around mixing valve				
HBP- High temperature by-pass flush				
2 PUMP R-Redundant recirculator pump				
2 PUMP H-High Temp loop- recirculator pump				
265-1 Timer, analog, 24 hr.				
265-3 Timer, digital, 7 day				
ARV Automatic Return Valve, 3/4" return only				

## XL SERIES - HIGH CAPACITY SYSTEMS

XL SERIES - HIGH CAPACITY SYSTEMS					
MODELS	IN	OUT	WGT EST	RF ROUGH	CP CHROME
XL-82-2PS-LF	1-1/2"	2"	175	Consult Factory	
XL-150-2PS-LF	2"	2"	200		
XL-200-SW-2PS-LF	3"	3"	250		
XL-200-SW-3PS-LF	4"	4"	400		

## XL SERIES - GROUP SHOWER CONTROLS

ASSE 1017. 1069 & CERTIFIED LEAD FREE

GROUP SHOWER CONTROLS	IN	OUT	WGT EST	RF ROUGH	CP CHROME
XL-690-LF-RF-DT-TC (TEST CONNECTION)	1"	1-1/4"	30	\$5,455.00	N/A
XL-186-690-LF-RF-BWE-EXP	1"	1-1/4"	80	\$6,670.00	N/A
XL-186-690-LF-RF-STSTL-EXP	1"	1-1/4"	80	\$7,325.00	N/A
XL-690-2PS-LF	2"	2"	175	\$13,835.00	N/A
XL-186-690-2PS-LF-STSTL-EXP	2"	2"	375	Consult Factory	N/A
<b>OPTIONS</b>					
TC (adder on 2PS ONLY)				\$600.00	N/A
IT Inlet thermometer				\$480.00	N/A
REC Recessed cabinet (single valve only)				N/C	N/C



XL-690-LF-DT-TC  
(TC STANDARD)

XL-690-LF MEGATRON VERSION	IN	OUT	WGT EST	RF ROUGH
Megatron XL-690-LF	1"	1-1/4"	140	Consult Factory

## LV SERIES - SINGLE VALVES

MODELS - BDT UNASSEMBLED	IN	OUT	WGT EST	RF ROUGH	CP CHROME
LV-20-LF	3/4"	3/4"	14	\$1,320.00	\$1,445.00
LV-20-LF-BDT	3/4"	3/4"	16	\$1,615.00	\$1,735.00
LV-981A-LF	3/4"	3/4"	15	\$1,350.00	N/A
LV-981A-LF-BDT	3/4"	3/4"	17	\$1,640.00	N/A
LV-982-LF	1"	1-1/4"	18	\$1,565.00	\$1,875.00
LV-982-LF-BDT	1"	1-1/4"	21	\$1,910.00	\$2,220.00
LV-983-LF	1-1/4"	1-1/4"	30	\$1,630.00	\$1,965.00
LV-983-LF-BDT	1-1/4"	1-1/4"	33	\$2,025.00	\$2,360.00
LV-984-LF	1-1/4"	1-1/2"	31	\$2,115.00	\$2,385.00
LV-984-LF-BDT	1-1/4"	1-1/2"	34	\$2,515.00	\$2,785.00
LV-985-SW-LF	2"	2"	46	\$3,830.00	N/A
LV-985-SW-LF-BDT	2"	2"	51	\$4,255.00	N/A
<b>OPTIONS</b>					
SUFFIX BDT Ball Valve, Thermometer - Shipped Loose					N/A
SUFFIX IT Inlet thermometer					\$480.00
SUFFIX TH (THREADED CONN, LV-20, LV-981A) 3/4"					\$115.00
SUFFIX TH (THREADED CONN, LV-985) 2"					\$225.00
SUFFIX TC (TEST CONN, LV-981A-LF) 3/4"					\$415.00
SUFFIX TC (TEST CONN, LV-982-LF) 1-1/4"					\$425.00
SUFFIX TC (TEST CONN, LV-983-LF) 1-1/4"					\$455.00
SUFFIX TC (TEST CONN, LV-984-LF) 1-1/2"					\$480.00
SUFFIX TC (TEST CONN, LV-985-SW-LF) 2"					\$575.00



LV-981A-LF



LV-982-LF



LV-984-LF

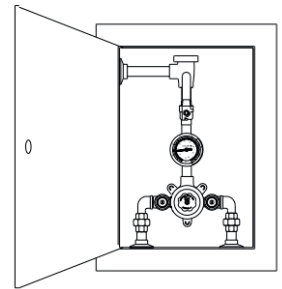
CABINET ASSEMBLIES	WGT EST	FACTORY ASSEMBLED			
		BWE REC/EXP		STSTL REC/EXP	
		RF	CP	RF	CP
LV-186-981A-LF	78	\$4,630.00	N/A	\$4,525.00	N/A
LV-186-982-LF	80	\$4,975.00	\$5,220.00	\$4,870.00	\$5,110.00
LV-186-983-LF	96	\$5,440.00	\$5,780.00	\$5,335.00	\$5,675.00
LV-186-984-LF	98	\$5,810.00	\$6,090.00	\$5,705.00	\$5,985.00
LV-186-985-SW-LF	112	\$6,965.00	N/A	\$6,860.00	N/A
LV-322-981A-LF	96	\$4,785.00	\$5,315.00	\$4,675.00	\$5,205.00
LV-322-982-LF	98	\$5,345.00	\$5,625.00	\$5,240.00	\$5,520.00
LV-203-10-LF	45	\$3,195.00	\$3,505.00	\$3,085.00	\$3,400.00
LV-203-20-LF	55	\$3,290.00	\$3,570.00	\$3,180.00	\$3,465.00



LV-186-982-LF-STSTL-REC

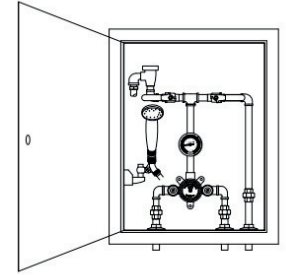
# LV SERIES - CONTINUED

HYDROTHERAPY MODELS	WGT EST	FACTORY ASSEMBLED			
		BWE REC/EXP		STSTL REC/EXP	
		RF	CP	RF	CP
LV-177A-10-LF	98	N/A	\$5,345.00	N/A	\$5,240.00
LV-296-10-LF	45	\$4,035.00	\$4,375.00	\$3,930.00	\$4,270.00
LV-296-20-LF	55	\$4,160.00	\$4,505.00	\$4,050.00	\$4,400.00



LV-296-20-LF-STSL-REC

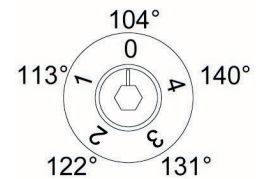
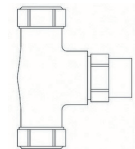
OPTIONS	
SUFFIX SEMI -SEMI-RECESSED CABINET (NOT AVAIL ON LV-982, 983, 984, 985)	\$450.00
SUFFIX TOP - TOP INLETS	No Extra Charge
SUFFIX VIEW - VIEWPORT IN DOOR FOR THERMOMETER	\$250.00
SUFFIX TC AVAILABLE FOR EXPOSED CABINETS, LV-981A-LF, 3/4"	\$415.00
TC AVAILABLE FOR EXPOSED CABINETS, LV-982-LF, 983-LF, 1-1/4"	\$455.00
TC AVAILABLE FOR EXPOSED CABINETS, LV-984-LF, 1-1/2"	\$480.00
TC AVAILABLE FOR EXPOSED CABINETS, LV-985-LF, 2"	\$575.00
SUFFIX IT AVAILABLE FOR EXPOSED CABINETS SHIPPED LOOSE	\$480.00
SUFFIX IT/TC FOR RECESSED CABINET	Consult Factory



LV-177A-10-LF-STSL-REC

SPECIAL ASSEMBLIES - WITH BALL VALVE, DIAL THERMOMETER, UNION, AND TOP OUTLET	IN	OUT	WGT EST	RF ROUGH	CP CHROME
LV-554-10-LF	1/2"	1/2"	22	\$2,135.00	\$2,440.00
LV-554-20-LF	3/4"	3/4"	22	\$2,195.00	\$2,510.00
LV-554-981A-LF	3/4"	3/4"	22	\$2,135.00	N/A
LV-554-982-LF	1"	1- 3/4"	25	\$2,470.00	\$2,785.00
LV-554-983-LF	1- 3/4"	1- 3/4"	37	\$2,875.00	\$3,215.00
LV-554-984-LF	1- 3/4"	1- 1/2"	37	\$3,335.00	\$3,585.00
SPECIAL ASSEMBLIES - WITH BALL VALVE AND VACUUM BREAKER	IN	OUT	WGT EST	RF ROUGH	CP CHROME
LV-356-10-LF	1/2"	1/2"	13	\$2,165.00	\$2,470.00
LV-356-20-LF	3/4"	3/4"	16	\$2,230.00	\$2,535.00
LV-356-10-LF-DT	1/2"	1/2"	15	\$2,290.00	\$2,595.00
LV-356-20-LF-DT	3/4"	3/4"	16	\$2,350.00	\$2,690.00
SPECIAL ASSEMBLIES - AS ABOVE WITH EXTRA HOSE ATTACHMENT	IN	OUT	WGT EST	RF ROUGH	CP CHROME
LV-356-10-LF-W/HA	1/2"	1/2"	21	N/A	\$2,715.00
LV-356-10-LF-W/HA-DT	1/2"	1/2"	22	N/A	\$2,875.00
LV-356-20-LF-W/HA	3/4"	3/4"	24	N/A	\$2,905.00
LV-356-20-LF-W/HA-DT	3/4"	3/4"	25	N/A	\$3,090.00

ADJUSTABLE THERMOSTATIC BALANCING VALVE	IN	OUT	WGT EST	RF ROUGH	CP CHROME
reSOLVER 1/2"	1/2"	1/2"	1	\$215.00	N/A
reSOLVER 3/4"	3/4"	3/4"	2	\$255.00	N/A
Options					
Check Valve				\$120.00	N/A
Ball Valve				\$75.00	N/A
Ball Valve with Hose Drain				\$165.00	N/A
Thermometer with tee				\$120.00	N/A
Union (2 total)				\$100.00	N/A
Strainer				\$185.00	N/A



reSOLVER

## TM SERIES - SINGLE VALVES

MODELS ASSE STANDARD 1017 & LF LISTED	IN	OUT	WGT EST	RF
TM-26-LF	3/4"	3/4"	13	\$1,440.00
TM-26-LF-BDT	3/4"	3/4"	15	\$1,785.00
TM-26-LF-NI	3/4"	3/4"	13	\$3,550.00

OPTIONS	
IT Inlet thermometer exposed only shipped loose	\$480.00
SUFFIX TH (THREADED CONN, TM-26-LF, 3/4")	\$115.00
SUFFIX TC (TM-26-LF)	\$415.00

RECIRCULATION EXPOSED ASSEMBLIES	IN	OUT	WGT EST	RF
TM-26-LF-DT-RF-R34	3/4"	3/4"	35	\$4,725.00

RECIRCULATION CABINET ASSEMBLIES	IN	OUT	WGT EST	RF
TM-186-26-LF-DT-RF-R34-BWE-EXP	3/4"	3/4"	75	\$6,620.00
TM-186-26-LF-DT-RF-R34-STSTL-EXP	3/4"	3/4"	75	\$6,515.00

HYDROTHERAPY AND CABINET MODELS	WGT EST	BWE REC/EXP		STSTL REC/EXP	
		RF	CP	RF	CP
TM-186-26-LF	75	\$5,220.00	\$5,575.00	\$5,110.00	\$5,465.00
TM-322-26-LF	92	\$5,275.00	\$5,675.00	\$5,170.00	\$5,565.00
TM-296-26-LF	75	\$4,890.00	\$5,275.00	\$4,785.00	\$5,170.00

OPTIONS	
EXP- EXPOSED CABINET	N/C
SEMI- SEMI RECESSED CABINET	\$450.00
TOP- TOP INLETS	N/C
VIEW-VIEWPORT IN DOOR FOR THERMOMETER	\$250.00
IT- AVAILABLE FOR EXPOSED CABINETS, SHIPPED LOOSE	\$480.00
TC - AVAILABLE FOR EXPOSED CABINETS, SHIPPED LOOSE	\$415.00
IT/TC- FOR RECESSED CABINET	Consult Factory

**NOTE: CABINET ASSEMBLIES ARE NON-RETURNABLE AND NON-CANCELLABLE**

SPECIAL ASSEMBLIES					
WITH BALL VALVE, DIAL THERMOMETER, UNION, AND TOP OUTLET					
	IN	OUT	WGT EST	RF ROUGH	CP CHROME
TM-554-26-LF-RF	3/4"	3/4"	16	\$2,525.00	N/A
WITH BALL VALVE AND VACUUM BREAKER					
TM-356-26-LF-RF	3/4"	3/4"	16	\$2,685.00	\$2,985.00
\$3,175.00	3/4"	3/4"	16	\$2,755.00	\$3,175.00
AS ABOVE WITH EXTRA HOSE ATTACHMENT					
TM-356-26-LF-W/HA	3/4"	3/4"	27	N/A	\$3,640.00
TM-356-26-LF-W/HA-DT	3/4"	3/4"	27	N/A	\$3,765.00

**NOTE: ALL CABINET ASSEMBLIES ARE NON-RETURNABLE**

## MEGATRON® LEAD FREE SYSTEMS

COMPLETE WATER TEMPERATURE CONTROL SYSTEM INCLUDING MIXING VALVE AND RECIRCULATION PIPING

MEGATRON LEAD FREE SYSTEMS- COMPLETE WATER TEMPERATURE CONTROL SYSTEM, INCLUDING MIXING VALVE AND RECIRCULATION PIPING					
TM SERIES- MEGATRON VERSION ASSE STANDARD 1017 & LF LISTED					
	IN	OUT	WGT EST	RF ROUGH	CP CHROME
Megatron TM-26-LF	3/4"	3/4"	100	Consult Factory	

**NOTE: CABINET ASSEMBLIES ARE NON-RETURNABLE AND NON-CANCELLABLE**

**NEXT GENERATION LEAD FREE, HIGH LOW VALVES** ALL VALVES ASSE 1017 & LF LISTED  
 ALL UNITS FACTORY PRE-ASSEMBLED AND TESTED WITH MIXING VALVES, BALL VALVES, DIAL THERMOMETER AND INLET MANIFOLD.

NEXT GENERATION EXPOSED ASSEMBLIES ASSE STANDARD 1017 & LF LISTED	IN	OUT	WGT EST	RF ROUGH
TM-420B-LF-DT	3/4"	1"	24	\$4,040.00
TM-520B-LF-DT	3/4"	1"	31	\$4,875.00
TM-820B-LF-DT	1"	1-1/4"	33	\$5,305.00
TM-920B-LF-DT	1-1/4"	1-1/4"	33	\$5,600.00
TM-1520B-LF-DT	1-1/4"	1-1/2"	42	\$6,305.00
TM-2020B-LF-DT	2"	2"	58	\$7,040.00
<b>OPTIONS</b>				
SUFFIX CP (CHROME PLATED)				\$600.00
SUFFIX IT (ADDER - NEXT GENs)				\$480.00
SUFFIX TC (TM-420B-LF-DT, TM-520B-LF-DT)				\$425.00
SUFFIX TC (TM-820B-LF-DT, TM-920B-LF-DT)				\$455.00
SUFFIX TC (TM-1520B-LF-DT)				\$480.00
SUFFIX TC (TM-2020B-LF-DT)				\$575.00
SUFFIX M5 (METHOD 5 PIPING, STANDARD ON TM-2020B-LF-DT)				\$330.00
SUFFIX HT (HIGH TEMPERATURE THERMOMETER)				\$155.00
NOTE: ALL IT AND TC OPTIONS SHIPPED LOOSE				

NEXT GENERATION CABINETS- REC/EXP	IN	OUT	WGT EST	BWE REC/ EXP		STSTL REC/EXP	
				RF	CP	RF	CP
TM-186-420B-LF	3/4"	1"	65	\$6,075.00	\$6,710.00	\$5,970.00	\$6,600.00
TM-186-520B-LF	3/4"	1"	71	\$7,045.00	\$7,680.00	\$6,935.00	\$7,575.00
TM-186-820B-LF	1"	1-1/4"	73	\$7,545.00	\$8,180.00	\$7,440.00	\$8,070.00
TM-186-920B-LF	1-1/4"	1-1/4"	73	\$7,945.00	\$8,580.00	\$7,840.00	\$8,470.00
TM-186-1520B-LF	1-1/4"	1-1/2"	82	\$8,515.00	\$9,150.00	\$8,405.00	\$9,040.00
TM-186-2020B-LF	2"	2"	120	\$10,240.00	\$10,880.00	\$10,135.00	\$10,770.00

<b>OPTIONS</b>	
SUFFIX TOP (NEXT GEN CABINETS) Not avail on some models	\$480.00
SUFFIX IT (NEXT GEN EXPOSED CABINETS)	\$480.00
SUFFIX IT/TC (NEXT GEN RECESSED CABINETS)	CONSULT FACTORY
SUFFIX TC TEST CONN, TM-420B-LF-DT, TM-520B-LF-DT, 1"	\$425.00
TC TEST CONN, TM-820B-LF-DT, TM-920B-LF-DT, 1-1/4"	\$455.00
TC TEST CONN, TM-1520B-LF-DT, 1-1/2"	\$480.00
TC TEST CONN, TM-2020B-LF-DT, 2"	\$575.00
SUFFIX VIEW	\$250.00

**NOTE: ALL CABINET ASSEMBLIES ARE NON-RETURNABLE**

**NEXT GENERATION - RECIRCULATION LEAD FREE PIPING ASSEMBLIES**


NEXT GENERATION - RECIRCULATION EXPOSED ASSEMBLIES	IN	OUT	WGT EST	RF ROUGH
TM-420B-LF-DT-RF-R34	3/4"	1"	50	\$6,235.00
TM-520B-LF-DT-RF-R34	3/4"	1"	60	\$7,240.00
TM-820B-LF-DT-RF-R34	1"	1-1/4"	60	\$7,535.00
TM-920B-LF-DT-RF-R34	1-1/4"	1-1/4"	60	\$7,840.00
TM-1520B-LF-DT-RF-R34	1-1/4"	1-1/2"	65	\$8,045.00
TM-1520B-LF-DT-RF-R1	1-1/4"	1-1/2"	70	\$8,340.00
TM-2020B-LF-DT-RF-R1	2"	2"	100	\$9,505.00
OPTION R1-1" Return Piping, Method 5 (Replaces R34 Only)				\$375.00

# NEXT GENERATION - RECIRCULATION LEAD FREE PIPING ASSEMBLIES

ALL VALVES ASSE 1017 & LF LISTED

NEXT GENERATION - RECIRCULATION CABINET ASSEMBLIES	IN	OUT	WGT EST	RF ROUGH
TM-186-420B-LF-DT-RF-R34-BWE-EXP	3/4"	1"	90	\$10,650.00
TM-186-420B-LF-DT-RF-R34-STSTL-EXP	3/4"	1"	90	\$10,545.00
TM-186-520B-LF-DT-RF-R34-BWE-EXP	3/4"	1"	95	\$11,515.00
TM-186-520B-LF-DT-RF-R34-STSTL-EXP	3/4"	1"	95	\$11,405.00
TM-186-820B-LF-DT-RF-R34-BWE-EXP	1"	1-1/4"	100	\$11,910.00
TM-186-820B-LF-DT-RF-R34-STSTL-EXP	1"	1-1/4"	100	\$11,800.00
TM-186-920B-LF-DT-RF-R34-BWE-EXP	1-1/4"	1-1/4"	100	\$12,215.00
TM-186-920B-LF-DT-RF-R34-STSTL-EXP	1-1/4"	1-1/4"	100	\$12,110.00
TM-186-1520B-LF-DT-RF-R34-BWE-EXP	1-1/4"	1-1/2"	110	\$12,275.00
TM-186-1520B-LF-DT-RF-R34-STSTL-EXP	1-1/4"	1-1/2"	110	\$12,170.00
<b>NOTES</b>				
R1 1" NOT available on cabinet assemblies				
REC Recessed cabinets are not available				

**NOTE: CABINET ASSEMBLIES ARE NON-RETURNABLE AND NON-CANCELLABLE**



**TM-186-420B-LF-RF-STSTL**



**TM-2020B-2PS-LF**



**MEGATRON 8NB-LF**

MODELS - MEGATRON	IN	OUT	WGT EST	RF ROUGH
Megatron 1NB-LF (TM-420B)	3/4"	1"	125	Consult Factory
Megatron 2NB-LF (TM-520B)	3/4"	1"	135	
Megatron 3NB-LF (TM-820B)	1"	1-1/4"	140	
Megatron 4NB-LF (TM-920B)	1-1/4"	1-1/4"	150	
Megatron 5NB-LF (TM-1520B)	1-1/4"	1-1/2"	160	
Megatron 6NB-LF (TM-2020B)	2"	2"	190	
Megatron 7NB-LF (TM-420B-2P)	2"	2"	280	
Megatron 8NB-LF (TM-2020B-2P)	3"	3"	340	
Megatron 10NB-LF (TM-2020B-3P)	4"	4"	530	
<b>HIGH CAPACITY LEAD FREE</b>	<b>IN</b>	<b>OUT</b>	<b>WGT EST</b>	
TM-1520B-2PS-LF	2"	2"	220	
TM-2020B-2PS-LF	3"	3"	250	
TM-2020B-3PS-LF	4"	4"	300	

# TEMPERATURE MONITORING SYSTEMS

	WGT EST	PRICE
<b>LMS-188-4P (While Supplies Last)</b>	5	\$8,355.00
<p>Four (4) Point Digital Temperature Monitoring System with individual alarms.</p> <p>The LMS-188-4P includes:</p> <ul style="list-style-type: none"> <li>• Four(4)- RTD Temperature probes with 1/4" stainless steel temperature bulbs with 10' cable pigtails</li> <li>• Four(4)- Compression Fittings = 1/2" MPT x 1/4" Compression</li> <li>• One(1)-Wall Transformer</li> <li>• Battery Backup</li> <li>• Wall Bracket</li> <li>• Ethernet LAN Connection</li> <li>• Interface Software</li> </ul>		
<b>LMS-188-4P-BMS (Obsolete)</b>	7	
<p>Four (4) Point Digital Temperature Monitoring System with individual alarms.</p> <p>The LMS-188-4P includes:</p> <ul style="list-style-type: none"> <li>• Four (4)- RTD Temperature probes with 1/4" stainless steel temperature bulbs with 10' cable pigtails</li> <li>• Four (4)- Compression Fittings = 1/2" MPT x 1/4" Compression</li> <li>• One (1)-Wall Transformer</li> <li>• Battery Backup</li> <li>• Wall Bracket</li> <li>• BMS Communication Module- supports BACnet MS/TP, BACnetIP Modbus, Modbus TCP/IP,SNMP, JCN2</li> </ul>		
<b>AU-3000-Audio Visual Alarm</b>	5	\$2,275.00
<p>Single (1) point temperature monitor &amp; alarm includes:</p> <ul style="list-style-type: none"> <li>• (1) RTD temperature probe</li> <li>• one (1) 1/2" MNPT x 1/4" compression fitting</li> <li>• Wall transformer</li> <li>• Wall mounting bracket.</li> </ul>		
<b>OPTIONS</b>		
<b>RDU</b> -Remote display unit with indicator light audible alarm horn. Unit includes remote display box with manual reset, 110V plug in power cord and can be wired with speaker wire for remote Alarm Condition Display (with delay if required) up to 500' distance.	2	\$1,645.00
Suffix <b>SCO</b> Solenoid Control Option	2	\$615.00
Suffix <b>FL</b> Flush Mount		\$315.00
<b>BPS</b> Backup Power Supply		\$395.00



**LMS-188-4P**




**BMS COMMUNICATION MODULE**



**AU-3000**

## EMERGENCY LEAD FREE MIXING VALVES (DELIVER ANSI/ISEA Z358.1-2014 COMPLIANT TEPID WATER)

<b>EYE/FACE WASH UNIT- MIN GPM =2, MIN BYPASS GPM=4</b>					
	<b>IN</b>	<b>OUT</b>	<b>WGT EST</b>	<b>RF ROUGH</b>	<b>CP CHROME</b>
TA-300-LF	1/2"	1/2"	10	\$1,020.00	\$1,215.00
6020-LF	1/2"	1/2"	10	\$1,020.00	\$1,215.00
EXL-300-LF	1/2"	1/2"	10	\$940.00	\$1,125.00
TA-300-LF-BWE-REC/EXP	1/2"	1/2"	21	\$2,255.00	\$2,400.00
TA-300-LF-STSTL-REC/EXP	1/2"	1/2"	21	\$2,215.00	\$2,345.00
EXL-300-LF-BWE-REC/EXP-VIEW	1/2"	1/2"	21	\$2,090.00	\$2,220.00
EXL-300-LF-STSTL-REC/EXP-VIEW	1/2"	1/2"	21	\$2,050.00	\$2,175.00
6020-LF-STSTL-REC ONLY	1/2"	1/2"	21	\$2,140.00	\$2,305.00
TA-350-LF	3/4"	3/4"	20	\$4,430.00	N/A
TA-350-LF-RF-BWE-REC/EXP	3/4"	3/4"	50	\$6,085.00	N/A
TA-350-LF-RF-STSTL-REC/EXP	3/4"	3/4"	50	\$6,025.00	N/A
EXL-350-LF	3/4"	3/4"	20	\$4,285.00	N/A
EXL-350-LF-RF-BWE-REC/EXP	3/4"	3/4"	50	\$5,945.00	N/A
EXL-350-LF-RF-STSTL-REC/EXP	3/4"	3/4"	50	\$5,890.00	N/A
<b>DRENCH OR COMBINATION EMERGENCY SHOWER- MIN GPM =3, MIN BYPASS GPM=20</b>					
	<b>IN</b>	<b>OUT</b>	<b>WGT EST</b>	<b>RF ROUGH</b>	<b>CP CHROME</b>
TM-600-LF	3/4"	1"	20	\$1,760.00	\$1,920.00
TM-600-LF-BWE-REC/EXP-VIEW	3/4"	1"	50	\$3,410.00	\$3,510.00
TM-600-LF-STSTL-REC/EXP-VIEW	3/4"	1"	50	\$3,350.00	\$3,440.00
EXL-600-LF	3/4"	1"	20	\$1,630.00	\$1,735.00
EXL-600-LF-BWE-REC/EXP-VIEW	3/4"	1"	50	\$3,170.00	\$3,300.00
EXL-600-LF-STSTL-REC/EXP-VIEW	3/4"	1"	50	\$3,065.00	\$3,245.00
TM-800-LF	1"	1-1/4"	20	\$1,920.00	\$2,020.00
6040-LF	1"	1-1/4"	20	\$1,920.00	\$2,020.00
TM-800-LF-RF-BWE-REC/EXP-VIEW	1"	1-1/4"	50	\$3,545.00	\$3,675.00
TM-800-LF-RF-STSTL-REC/EXP-VIEW	1"	1-1/4"	50	\$3,490.00	\$3,620.00
EXL-800-LF	1"	1-1/4"	20	\$1,780.00	\$1,875.00
EXL-800-LF-RF-BWE-REC/EXP-VIEW	1"	1-1/4"	50	\$3,280.00	\$3,405.00
EXL-800-LF-RF-STSTL-REC/EXP-VIEW	1"	1-1/4"	50	\$3,235.00	\$3,350.00
TM-850-LF-RF	1-1/4"	1-1/4"	40	\$6,160.00	N/A
TM-850-LF-RF-BWE-REC/EXP	1-1/4"	1-1/4"	90	\$7,650.00	N/A
TM-850-LF-RF-STSTL-REC/EXP	1-1/4"	1-1/4"	90	\$7,580.00	N/A
EXL-850-LF-RF	1"	1-1/4"	40	\$6,020.00	N/A
EXL-850-LF-RF-BWE	1"	1-1/4"	90	\$7,505.00	N/A
EXL-850-LF-RF-STSTL	1"	1-1/4"	90	\$7,440.00	N/A
TM-5100-LF	1-1/4"	1-1/2"	25	\$2,845.00	\$3,085.00
TM-5100-LF-BWE-REC/EXP-VIEW	1-1/4"	1-1/2"	60	\$4,530.00	\$4,750.00
TM-5100-LF-STSTL-REC/EXP-VIEW	1-1/4"	1-1/2"	60	\$4,435.00	\$4,680.00
TM-5125-LF	1-1/4"	1-1/2"	60	\$6,565.00	N/A
TM-5125-LF-BWE-REC/EXP	1-1/4"	1-1/2"	120	\$8,540.00	N/A
TM-5125-LF-STSTL-REC/EXP	1-1/4"	1-1/2"	120	\$8,445.00	N/A
<b>ELECTRONIC MODELS</b>					
ENV-6100-LF	1"	1-1/4"	50	\$8,545.00	N/A
<b>OPTIONS</b>					
SUFFIX <b>VIEW</b> standard on TM-600, TM-800, TM-5100				\$250.00	
<b>IT</b> (EMERGENCY -ADDER) (TA-300 not avail with IT and TOP option)				\$480.00	
<b>TOP</b> Standard on TA-350, TM-850, TM-5125				No Extra Charge	
SUFFIX <b>SEMI</b> (TM-600-LF, TM-800-LF, TM-850-LF only)				\$450.00	
ILBV50 Inlet Locking Ball Valve 1/2"				\$115.00	
ILBV75 Inlet Locking Valve 3/4"				\$155.00	
ILBV100 Inlet Locking Ball Valve 1"				\$220.00	



**EXL-300-LF**



**EXL-800-LF**



**TM-850-LF**

**NOTE: CABINET ASSEMBLIES ARE NON-RETURNABLE AND NON-CANCELLABLE**

# SEVENTY SERIES - TEMPERATURE LIMITING VALVES

SINGLE VALVES	WGT EST	PRICE
170A-LF, 3/8" connections, integral inlet checks & stainless steel screens	1	\$190.00
170D-LF, 3/8" connections, double outlet	1	\$211.00
170D-LF-SA, 3/8" connections, double outlet with Sink Adaptor	1	\$262.00
170-LF, 3/8" connections, compression inlet fittings	1	\$208.00
270-LF, 1/2" MIPS inlets & outlet	2	\$215.00
270-LF-PEX	3	\$235.00
370-LF	2	\$263.00
370-LF-ARV, 3/4" MIPS inlets & outlet	2	\$263.00
370-LF-DT-ASSEMBLED	3	\$310.00
370-LF-PEX	4	\$288.00
269-LF, 1/2" MIPS inlets & outlet	2	\$250.00
369-LF, 3/4" MIPS inlets & outlet	2	\$300.00
417-LF	3	\$340.00
<b>OPTIONS</b>		
SUFFIX SW-270/269-LF Sweat connections,1/2"(3 per set, shipped loose)	1	\$21.00
SUFFIX SW 370/369- LF Sweat connections,3/4"(3 per set, shipped loose)	1	\$21.00
SUFFIX PEX50	1	\$21.00
SUFFIX PEX75	1	\$26.00
SUFFIX BP Cold water bypass port for 170A-LF and 170-LF only (shipped loose)	1	\$21.00 (CP \$40)
SUFFIX BRKT (MODEL 170A MOUNTING BRACKET) (shipped loose)(CP not available)	1	Included with 170A
SUFFIX BRKT (MODEL 170D MOUNTING BRACKET) (shipped loose) (CP not available)	1	\$21.00
SUFFIX BRKT (170, 270/269 & 370/369-LF only) (shipped loose)	1	\$21.00
SUFFIX BRKT-CP (170, 270/269 & 370/369-LF only) (shipped loose)		\$42.00
SUFFIX SA (MODEL 170D SINK ADAPTOR)	1	\$52.00
SUFFIX CP,Chrome plating (170, 170A, 170D, 269, 270, 369, 370 valves only)	0	\$41.00
SUFFIX BV (3)-270/269-LF 1/2", Ball Valves, Lead Free, 1/2" (3 per set, shipped loose)	2	\$108.00
Suffix DT (Dial Thermometer) Not avail on 170A, 170D or 170-LF	2	\$155.00
SUFFIX BV (3)-370/369-LF 3/4" , Ball Valves, Lead Free, 3/4" (3 per set, shipped loose)	3	\$113.00
<b>EXPOSED ASSEMBLIES</b>		
554-270-LF, 1/2" with ball valve, dial thermometer, union & top outlet	10	\$1,040.00
554-370-LF, 3/4" with ball valve, dial thermometer, union & top outlet	11	\$1,095.00
<b>CABINET ASSEMBLIES</b>		
170A-LF-STSTL-REC/EXP Stainless Steel	10	\$720.00
170D-LF-STSTL-REC/EXP Stainless Steel	10	\$740.00
170-LF-STSTL-REC/EXP Stainless Steel	10	\$890.00
270-LF-STSTL-REC/EXP Stainless Steel	10	\$905.00
370-LF-STSTL-REC/EXP Stainless Steel	11	\$950.00
269-LF-STSTL-REC/EXP Stainless Steel	10	\$950.00
369-LF-STSTL-REC/EXP Stainless Steel	11	\$985.00
<b>OPTIONS BELOW APPLY TO CABINET ASSEMBLIES ONLY</b>		
SUFFIX CP, Chrome plating (170, 170A, 170D, 269, 270, 369, 370 valves only)		\$41.00
Suffix BWE Baked white enamel, exp or recessed cabinet		Add \$55.00
Suffix TOP Top outlet, TOP inlet not available		N/C
Suffix BV (2)-270/269-LF 1/2" ball valves on inlet	1	\$80.00/set
Suffix BV (2)-370/369-LF 3/4" ball valves on inlet	2	\$90.00/set
Suffix DT (Dial Thermometer) Not avail on 170A, 170D or 170-LF	2	\$200.00
<b>MEGATRON SYSTEMS-ASSE 1017, 1070</b>		
Megatron 270-LF (270,Method W-1/2" Return)	80	CONSULT FACTORY
Megatron 370-LF (370,Method W-3/4" Return)	90	CONSULT FACTORY
<b>HIGH CAPACITY VALVE ASSE 1017, 1070</b>		
270-4PS-LF HIGH CAPACITY VALVE	60	\$4,860.00
<b>OPTIONS</b>		
Suffix TC Test Connection (adder on 270-4PS only)		\$475.00
Suffix IT Inlet Thermometer		\$480.00




# 7600® SHOWERMMASTER® THERMOSTATIC SHOWER VALVE

ASSE STANDARD 1016 Type T Listed



7600

CONCEALED MODEL		WGT EST	PRICE
7600		7	\$685.00
<b>OPTIONS</b>			
7600-RI	7600 SHOWERMMASTER (Rough-in only)		\$485.00
7600-T	7600 SHOWERMMASTER (Trim only)		\$205.00
VP (ADDER)	Option-Vandal resistant screws		\$20.00
<b>SURFASHOWER MODEL</b> top outlet, 1/2"			
7600 Surfashower		8	\$795.00

MODELS	WGT	PRICE	MODELS	WGT	PRICE	MODELS	WGT	PRICE
 <p><b>76-1A</b> 7600 valve, H-02 shower head, arm and flange</p>	11	\$755.00	 <p><b>76-2A</b> 7600 valve, D diverter spout, H-02 shower head, arm and flange</p>	12	\$810.00	 <p><b>76-3A</b> 7600 valve, D-2L inline diverter with lever handle, H-02 shower head, arm and flange, 101P(G) hand shower</p>	13	\$1,320.00
 <p><b>76-4A</b> 7600 valve, D diverter spout, D2L inline diverter with lever handle, H-02 shower head, arm and flange, 101P(G) hand shower</p>	14	\$1,375.00	 <p><b>76-5A</b> 7600 valve, 101P(G) hand shower</p>	11	\$1,050.00	 <p><b>76-6A</b> 7600 valve, H-06 institutional shower head</p>	12	\$890.00

CONCEALED ASSEMBLIES	IN	OUT	WGT EST	RF ROUGH	CP CHROME
7600-C-60-7	1/2"	1/2"	14	N/A	\$1,130.00
7600-C-60-1	1/2"	1/2"	18	N/A	\$1,525.00



7600-C-60-7



7600-C-60-1

# PAM® -II-ST, PAM®-II-E PRESSURE BALANCED SHOWER VALVES

ASSE STANDARD 1016 Type P Listed









PAM-II-ST



PAM-II-E

<b>CONCEALED MODEL top and bottom outlet, 1/2"</b>	<b>WGT EST</b>	<b>PRICE</b>
<b>PAM-II-ST-F</b> angle checkstops	8	\$505.00
<b>OPTIONS</b>		
<b>PAM-II-ST-F-RI</b> (Rough In Only)		\$365.00
<b>PAM-II-ST-F-T</b> (Trim Only)		\$145.00
Suffix <b>VP</b> (Adder)		\$20.00
Suffix <b>LR</b> -Ligature Resistant Handle Not avail on 7600		\$145.00
<b>EXPOSED MODEL top outlet, 1/2"</b>		
<b>PAM-II-E</b>	8	\$635.00
<b>OPTIONS</b>		
Suffix <b>VP</b> Not avail on PAM-II-E and Surfashower		\$20.00
<b>SURFASHOWER MODEL top outlet, 1/2"</b>		
<b>PAM-II-SURFASHOWER</b> integral checkstops, top supplies, IPS connections	8	\$635.00

MODELS	WGT	PRICE	MODELS	WGT	PRICE	MODELS	WGT	PRICE
 <p><b>51-1D</b> PAM-II-ST-F valve, H-02 shower head, arm and flange</p>	9	\$575.00	 <p><b>51-2D</b> PAM-II-ST-F valve, D diverter spout, H-02 shower head, arm and flange</p>	10	\$630.00	 <p><b>51-3D</b> PAM-II-ST-F valve, D-2L inline diverter with lever handle, H-02 shower head, arm and flange, 100P hand shower</p>	13	\$1,100.00
 <p><b>51-4D</b> PAM-II-ST-F valve, D diverter spout, D-2L inline diverter with lever handle, H-02 shower head, arm and flange, 100P hand shower</p>	14	\$1,155.00	 <p><b>51-5D</b> PAM-II-ST-F valve, D-2L inline diverter with lever handle, TS tub spout, 100P hand shower</p>	13	\$1,080.00	 <p><b>51-6D</b> PAM-II-ST-F valve, H-06 institutional shower head</p>	11	\$705.00

# AQUATROL® PRESSURE BALANCED SHOWER VALVE

ASSE STANDARD 1016 Type P Listed



4500

CONCEALED MODEL	WGT EST	PRICE
<b>4500</b> Aquatrol top and bottom outlet, 1/2" IPS inlets, cast lever handle, wall flange, chrome trim with angle checkstops and plaster guard	7	\$340.00
<b>OPTIONS</b>		
4500-RI (Rough in Only)		\$200.00
4500-T (Trim Only)		\$145.00
VP (ADDER)		\$20.00
LR (LIGATURE RESISTANT HANDLE-VP INCLUDED) Not ADA Compliant		\$145.00

## AQUATROL® COMBINATIONS

MODELS	WGT	PRICE	MODELS	WGT	PRICE	MODELS	WGT	PRICE
<p><b>4501</b> 4500 valve, with angle checkstops, H-05 shower head, arm and flange</p>	8	\$380.00	<p><b>4503</b> 4500 valve, with angle checkstops, D diverter spout, H-05 shower head, arm and flange</p>	9	\$430.00	<p><b>4505</b> 4500 valve, with angle checkstops, D-2L inline diverter with lever handle, H-05 shower head, arm and flange, 101P(G) hand shower</p>	12	\$945.00
<p><b>4507</b> 4500 valve, with angle checkstops, D diverter tub spout, 101P(G) hand shower</p>	11	\$760.00	<p><b>4509</b> 4500 valve, with angle checkstops, D diverter spout, D-2L inline diverter with lever handle, H-05 shower head, arm and flange, 101P(G) hand shower</p>	13	\$1,000.00	<p><b>4511</b> 4500 valve, with angle checkstops, H-06 institutional shower head</p>	10	\$545.00

# ADVANTAGE® PRESSURE BALANCED SHOWER VALVE WITH INTEGRAL DIAL THERMOMETER

ASSE STANDARD 1016 Type P Listed



6700-F

CONCEALED MODEL Top outlet only, 1/2"	WGT EST	PRICE
<b>6700-F</b> Angle checkstop, sweat connection	8	
Vandal Resistant Screws are not available on this model. Ligature Resistant Handle is not available on this model.		



## SURFASHOWER®

THERMOSTATIC	WGT EST	PRICE	PRESSURE BALANCED	WGT EST	PRICE
SS-7600-100/3ISA (H-06 Fixed Head)	16	\$1,380.00	SS-PAM-200/3ISA (H-06 Fixed Head)	15	\$1,285.00
SS-7600-104 (H-07 Ball Joint Head)	16	\$1,380.00	SS-PAM-204 (H-07 Ball Joint Head)	15	\$1,285.00
SS-7600-102 (H-10 Ball JoInt Head)	16	\$1,550.00	SS-PAM-202 (H-10 Ball Joint Head)	15	\$1,450.00
SS-7600-H-15 (H-15 Ball Joint Head)	16	\$1,375.00	SS-PAM-H-15 (H-15 Ball Joint Head)	15	\$1,270.00
			<b>EXPOSED MODELS</b>		
			SS-PAM-201-E (H-10 Ball Joint Head)	16	\$1,815.00
			SS-PAM-203-E (H-08 Ball Joint Head)	16	\$1,645.00
SUFFIX LR-Ligature Resistant Handle (PAM ONLY) Not ADA Compliant					\$145.00

THERMOSTATIC	WGT EST	PRICE	PRESSURE BALANCED	WGT EST	PRICE
SS-7600-100/3ISA-2P (H-06 Fixed Head)	50	Consult Factory	SS-PAM-200/3ISA-2P (H-06 Fixed Head)	50	Consult Factory
SS-7600-100/3ISA-3P (H-06 Fixed Head)	75		SS-PAM-200/3ISA-3P (H-06 Fixed Head)	75	

## SURFASHOWER® (ADA COMPLAINT)



THERMOSTATIC	WGT EST	PRICE	PRESSURE BALANCED	WGT EST	PRICE
SS-7600-101P(G)	15	\$1,645.00	SS-PAM-101P(G)	15	\$1,580.00
SS-7600-100/3ISA-D2L/101P(G)-44	22	\$2,750.00	SS-PAM-200/3ISA -D2L/101P(G)-44	22	\$2,685.00
SS-7600-100/3ISA-D2L-2H-44	22	\$2,750.00	SS-PAM-200/3ISA-D2L-2H-44	22	\$2,685.00
SS-5700-7600	30	\$4,915.00	SS-5700	30	\$4,800.00
SS-5710-7600	30	\$5,185.00	SS-5710	30	\$5,130.00

**ANY SURFASHOWER COMBINATION THAT DEVIATES FROM STANDARD MODELS ABOVE, CONSULT FACTORY**

OPTIONS	
Surfashower Suffix RSD -Recessed Soap Dish Not ADA Compliant	\$110.00
Surfashower Suffix SS-HC Sloping Top Horizontal Pipe Cover	Obsolete
Surfashower Suffix VX-Integral Vertical Extension to ceiling	Consult Factory
Surfashower Suffix SVX-Separate Vertical Extension to ceiling	Consult Factory
Surfashower Suffix COR-Corner Installation (SS Adder)	Consult Factory
Surfashower Suffix FL-Flush Mount (SS Adder)	Consult Factory

SHOWER HEADS (BALL JOINT)		WGT EST	PRICE
	<b>H-01</b> (AC-11) Brass, Vol. Control, Ball Joint Arm & Flange (2.5 GPM)	1	\$260.00
	<b>H-02</b> Small Bras, Lever Adj. Spray, ball Joint, Arm & Flange (2.5 GPM)	1	\$70.00
	<b>H-03</b> Large Brass, lever Adj. Spray, Ball Joint, Arm & Flange (2.5 GPM)	1	\$75.00
	<b>H-05</b> ABS, Ball Joint, Arm & Flange (2.5 GPM)	1	\$40.00
	<b>H-14</b> Low-Flow ABS, Ball Joint, Arm & Flange (1.5 GPM)	1	\$75.00
	<b>H-18</b> Low-Flow ABS, Ball Joint, Arm & Flange (1.25 GPM)	1	\$75.00
	<b>C-10-25</b> Brass, Ball Joint, Arm & Flange (2.GPM)	1	\$120.00

SHOWER HEADS (INSTITUTIONAL)		WGT EST	PRICE
	<b>H-06</b> Institutional Shower Head, Brass Fixed Spray & Vandal Resistant Screws (2.5GPM) <b>H-06-1.5</b> As above, except w/1.5 GPM	3	\$205.00
	<b>H-06-ADJ</b> Adjustable Spray As Above (2.5 GPM)  Note: 1.5 GPM not available	3	\$220.00
	<b>H-06-C10-25</b> Institutional Shower Head, Brass, Ball Joint, Vandal Resistant Screws (2.0 GPM)	3	\$225.00
	<b>H-07</b> Institutional Shower Head, Vandal Resistant Screws (2.5GPM) H-03 adapted for institutional head <b>H-08</b> As Above with Small Brass Shower Head (H-02)	3	\$205.00
	<b>H-09</b> Institutional Shower Head, Vandal Resistant Screws (2.5GPM) H-05 adapted for institutional head <b>H-15</b> Low-Flow Institutional (1.5 GPM) (H-14) <b>H-19</b> Low-Flow Institutional (1.25 GPM) (H-18)	3	\$185.00
	<b>H-10</b> Institutional Shower Head, Vandal Resistant Screws (2.5 GPM) H-01 adapted for institutional head	3	\$200.00
	<b>H-10</b> Institutional Shower Head, Vandal Resistant Screws (2.5 GPM) H-01 adapted for institutional head	3	\$200.00
	<b>H-10</b> Institutional Shower Head, Vandal Resistant Screws (2.5 GPM) H-01 adapted for institutional head	3	\$370.00

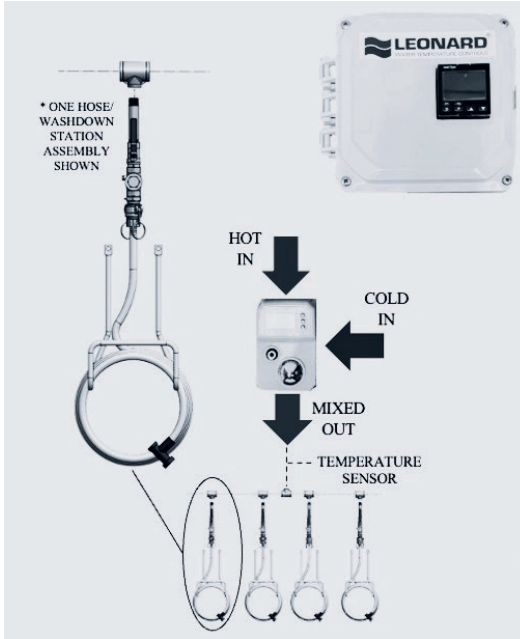
TO SUBSTITUTE CAST FLANGE WITH SET SCREW, USE SUFFIX CFL		\$15.00		AP ANCHOR PLATE (W/SCREWS, ANCHORS)		\$50.00	
				SBP BACK PLATE (W/SCREWS, COUPLINGS, NUTS)		\$45.00	
LAF SHOWERHEAD LESS ARM AND FLANGE		LESS \$5.00		V VOLUME CONTROL		\$50.00	
VOLUME CONTROL ON-OFF VALVES METERING VALVES		WGT EST	PRICE	DIVERTER VALVE		WGT EST	PRICE
	<b>LV477B-3</b> Concealed Metering Valve, Push Button Type, Fixed Cycle (30 sec.) with Inlet Stop	3	\$480.00		<b>D-2L</b> Inline Diverter, Lever Handle, Concealed, Sweat Connection Note: Not to be used for Surfashower pricing	2	\$205.00

HAND SHOWERS w/non positive push button shut-off		WGT EST	PRICE	TUB & DIVERTER SPOUTS		WGT EST	PRICE
	<b>100P</b> Nylon Hand Shower 60" Chrome Hose, Inline Double Check Valve, Supply Elbow, 2 Wall Hooks (2.5 GPM)	2	\$325.00		<b>D</b> Diverter Spout, Chrome Plated <b>D(Br)</b> As above, Brass Chrome Plated	1 1	\$55.00 \$100.00
	<b>105P</b> As above, with 1.5 GPM Hand Shower Option: 72" Hose.....ADD	2	\$340.00 \$95.00		<b>D-1</b> Diverter Spout, Chrome w/ Twin Elbow <b>D-1(Br)</b> As above, Brass Chrome Plated	1 1	\$80.00 \$150.00
	<b>101P(G)</b> Nylon Hand Shower 60" Chrome Hose, 24" Glide Rail, Inline Double Check Valve Supply Elbow (2.5 GPM)	3	\$370.00		<b>TS</b> Tub Spout, Chrome Plated	.5 2	\$50.00 \$75.00
	<b>115P(G)</b> As above, with 1.5 GPM Hand Shower Option: 72" Hose.....ADD	3	\$385.00 \$95.00	<b>VACUUM BREAKERS</b>			2 2
	<b>101P</b> Nylon Hand Shower 60" Chrome Hose, 24" Slide Bar, Inline Double Check Valve, Supply Elbow (2.5 GPM)	3	\$345.00	<b>DIAL THERMOMETERS</b>		1	
	<b>115P</b> As above, with 1.5 GPM Hand Shower <b>Option:</b> 72" Hose.....ADD	3	\$365.00 \$95.00		<b>2122</b> (Emergency System) TA-300, TM-600, TM-800, etc. <b>2129</b> (Emergency System) EXL-600, EXL-800, EXL-850. <b>37C30A</b> 1/2", 3/4", 1" TM-26, TM-420B, TM-520B, etc. <b>2104</b> 1-1/4", 1-1/2", 2" TM-820B, TM-1520B, TM-2020B <b>2109</b> 3", 4" TM-2020B-2PS, 3PS <b>37C30B</b> 1-1/4", 1-1/2", 2" High Temp Option <b>37C20A</b> Steam/Water SW-75, THS, 3800, etc. <b>37C60</b> Hydrotherapy Used on 37C50FL <b>37C50FL</b> (Assembly) Flush Mtd., 25-125°F, 0-50°C, with Wall Flange, Mounting Bracket, Screws, 2" Bulb		
	<b>ADA COMPLIANT- 62001 CP HAND SHOWER WITH 24" GRAB BAR</b>	ADD	\$465.00				
	<b>62003 CP HAND SHOWER WITH 36" GRAB BAR</b>		\$480.00				
	<b>Grab bar NOT sold separately OPTION: SUFFIX 1.5 1.5 GPM LOW-FLOW HAND SHOWER</b>		\$80.00				
<b>REMODEL PLATES</b>				<b>REMODEL PLATES</b>			
	<b>7929</b> Stainless Steel, #4 Finish For 7600	2	\$140.00		<b>2000</b> Stainless Steel, #4 Finish For 4500 or PAM	2	\$140.00


\*500 SERIES IS OBSOLETE, CONVERTED TO 100 SERIES.

# INDUSTRIAL HOSE STATIONS

DIGITAL HOSE STATION-HCMS	IN	OUT	WGT EST	PRICE
HCMS-1-Single Hose	3/4"	3/4"	20	CONSULT FACTORY
HCMS-2-Double Hose	1"	1"	25	
HCMS-3-Triple Hose	1.25"	1.25"	30	
HCMS-4-Quad Hose	1.25"	1.25"	35	



Leonard Digital Hose Station



HCMS-3

High Capacity Multi-Station Digital Hose Station

HOSE STATIONS - THERMOSTATIC	IN	OUT	WGT EST	PRICE
THS-25-LF-VBD-CP	3/4"	3/4"	25	\$3,940.00
THS-25-LF-VBD-RF	3/4"	3/4"	25	\$3,725.00
THS-25-LF-D-CP	3/4"	3/4"	24	\$3,875.00
THS-25-LF-D-RF	3/4"	3/4"	24	\$3,595.00
THS-25-LF-PVBD Pedestal	3/4"	3/4"	130	\$10,755.00
THS-25-LF-VBD-CW Exposed not avail	3/4"	3/4"	50	\$6,635.00
THS-25-LF-VBD-CWH Exposed not avail	3/4"	3/4"	125	\$9,105.00
Less D (thermometer)			DEDUCT	-\$75.00

HOSE STATIONS - MANUAL	IN	OUT	WGT EST	PRICE
SW-75-LF-EVBD-CP	3/4"	3/4"	22	\$2,145.00
SW-75-LF-EVBD-RF	3/4"	3/4"	22	\$1,995.00
SW-75-LF-EVB-CP	3/4"	3/4"	20	\$1,970.00
SW-75-LF-EVB-RF	3/4"	3/4"	20	\$1,850.00
SW-75-LF-ED-CP	3/4"	3/4"	20	\$2,115.00
SW-75-LF-ED-RF	3/4"	3/4"	20	\$1,970.00
SW-75-LF-E-CP	3/4"	3/4"	19	\$1,970.00
SW-75-LF-E-RF	3/4"	3/4"	19	\$1,880.00
SW-75-LF-PVBD	3/4"	3/4"	120	\$8,365.00
CW-75-LF-VBD Exposed not avail	3/4"	3/4"	50	\$4,440.00
CW-75-LF-D Exposed not avail	3/4"	3/4"	49	\$4,320.00
CWH-75-LF-VBD Exposed not avail	3/4"	3/4"	115	\$7,860.00

HOSE STATIONS - SINGLE TEMPERATURE	IN	OUT	WGT EST	PRICE
SW-75-1571-LF-CP	3/4"	3/4"	12	\$1,105.00
SW-75-1571-LF-RF	3/4"	3/4"	12	\$990.00
SW-75-1572-LF-CP	3/4"	3/4"	11	\$1,080.00
SW-75-1572-LF-RF	3/4"	3/4"	11	\$955.00
SW-75-1571-LF-PVBD	3/4"	3/4"	110	\$7,450.00
CW-75-1571-LF-VBD Exposed not avail	3/4"	3/4"	45	\$4,110.00
CWH-75-1571-LF-VBD Exposed not avail	3/4"	3/4"	115	\$7,055.00
OPTION DT (Dial Thermometer)			2	\$135.00
OPTION BV (Ball Valve) 1571/1572 only			2	\$125.00

3800 AUTO SHUT OFF HOSE STATIONS	IN	OUT	WGT EST	PRICE
3800-VBD	3/4"	3/4"	25	\$2,650.00
3800-D	3/4"	3/4"	24	\$2,625.00
3800-VBD-CP	3/4"	3/4"	25	\$2,915.00
3800-D-CP	3/4"	3/4"	24	\$2,865.00
3800-VBD-CWH Exposed not avail	3/4"	3/4"	125	\$8,135.00

WASTEWATER TREATMENT HOSE STATIONS	IN	OUT	WGT EST	PRICE
SW-75-HDHR-50HDH-N2-SIGN	3/4"	3/4"	85	\$3,815.00
SW-75-1572-HDHR-50HDH-N2-SIGN	3/4"	3/4"	71	\$3,550.00
SW-75-1572-HDHR-50HDH (1- 1/2") FOG -SIGN	1- 1/2"	1- 1/2"	110	OBSOLETE
LHR Less hose rack			DEDUCT	-\$115.00
BVCV				\$375.00

## INDUSTRIAL HOSE STATIONS



Nozzle - N - 2



Nozzle - N - 2A



Hose Rack - HR



Heavy Duty Hose Rack - HDHR

NOZZLES	WGT EST	PRICE
N-2 Bronze	5	\$335.00
N-2-SS	5	\$570.00
N-2A	2	\$660.00
N-3	3	\$250.00
N-2BR	0.5	\$85.00
Color avail in WHITE or RED NOZZLE for N-2, N-2-SS nozzles only		\$55.00
HOSES, HOSE RACKS		
5 HDH	5	\$205.00
10 HDH	8	\$240.00
15 HDH	12	\$305.00
20 HDH	16	\$365.00
25 HDH	20	\$420.00
30 HDH	25	\$530.00
35 HDH	31	\$655.00
50 HDH	40	\$775.00
75 HDH	60	\$925.00
100 HDH	80	\$1,080.00
SW-Swivel Connection**	1	\$170.00
SP-Spring Protector**	1	\$140.00
QD BR** (Quick Disconnect, Brass)	1	\$260.00
<b>NOTE:</b> All hose stations include standard HR hose rack		
LHR-Less hose rack		-\$115.00
HDHR-Heavy Duty Hose Rack	25	\$680.00
HR-Hose Rack	5	\$220.00
**SW / SP / QD BR OPTIONS MUST BE SPECIFIED WITH INITIAL HOSE ORDER ONLY		

## MOUNTING PLATES

MODELS	WGT EST	PRICE
18100 Stainless Steel Mounting Plate for ST-75, SW-75	3	\$220.00
18105 Stainless Steel Mounting Plate for THS	3	\$220.00
18110 Stainless Steel Mounting Plate for SW-75-1571, 1572	3	\$220.00
3812 Stainless Steel Mounting Plate for 3800	3	\$315.00

## STAINLESS STEEL HOSE STATIONS- THIRD PARTY CERTIFIED AS LEAD FREE



ST-75-LF-ED



CTH-75-D-LF

MODELS- Manual hose Stations	IN	OUT	WGT EST	PRICE
ST-75-LF-ED	3/4"	3/4"	20	\$3,100.00
ST-75-LF-E	3/4"	3/4"	19	\$2,980.00
ST-75-LF-PD	3/4"	3/4"	125	\$9,415.00
CT-75-LF-D	3/4"	3/4"	32	\$4,885.00
CT-75-1572-LF-D	3/4"	3/4"	32	\$4,350.00
CTH-75-1572-LF-D	3/4"	3/4"	32	\$7,435.00
CTH-75-LF-D Recessed Cabinet**	3/4"	3/4"	115	\$8,455.00
CTH-75-LF Recessed Cabinet** Single Temperature Hose Station	3/4"	3/4"	113	\$8,340.00
ST-75-1572-LF	3/4"	3/4"	11	\$1,435.00
ST-75-1572-LF-D	3/4"	3/4"	12	\$1,600.00
<b>OPTION BV (ST-75-1572-LF only)</b>			\$185.00	
<b>OPTION BV/CV (ON ALL EXCEPT ST-75-1572-LF)</b>			\$1,015.00	
<b>NOTE: ALL CABINET ASSEMBLIES ARE NON-RETURNABLE</b>				
<b>**NOTE: EXPOSED CABINET NOT AVAILABLE</b>				

## STAINLESS STEEL HOSE STATIONS

STAINLESS STEEL HOSE STATION ASSEMBLIES - CONTINUED		WGT EST	PRICE
SS-HA-1 ST-75-1572 SS hose station manual valvesingle temp supply with dial therm on outlet		40	\$3,310.00
SS-HA-2 ST-75-LF-ED SS hose station manual valve for hot and cold with dial therm on outlet		50	\$4,650.00
INCLUDES valve, hose rack, mounting plate, 25' safety yellow hose, SYH25SSF, N2-SS nozzle, stainless steel hose fittings & mounting plate. Pre-assembled and shipped as a complete unit.			
<b>HOSES, SWIVELS</b>			
Heavy Duty Hose with Stainless Steel Spring Protector, coupling		WGT EST	PRICE
5 HDS-White		5	\$450.00
10 HDS-White		8	\$570.00
25 HDS-White		18	\$865.00
50 HDS-White		36	\$1,310.00
75 HDS-White		52	\$1,670.00
100HDS-White		65	\$2,030.00
Also available in red & black			\$110.00
<b>OPTIONS:</b>			
SW STSTL** Stainless Steel Swivel Connection ***	ADD.....	1	\$145.00
QD STSTL**Quick Disconnect Fitting (Stainless Steel) ***	ADD.....	1	\$360.00
<b>**SW STSTL/QD STSTL OPTIONS MUST BE SPECIFIED WITH INITIAL HOSE ORDER ONLY</b>			
YHD25 Safety yellow heavy duty hose w/antimicrobial coating & brass coupling		18	OBSOLETE
YHD50 Safety yellow heavy duty hose w/antimicrobial coating & brass coupling		36	OBSOLETE
SYH25SSF Safety yellow hose and stainless steel fittings w/antimicrobial coating		18	\$1,570.00
SYH50SSF Safety yellow hose and stainless steel fittings w/antimicrobial coating		36	\$2,535.00



SS-HA-1-LF



SS-HA-2-LF

## INDUSTRIAL STEAM/WATER MIXING VALVES- THIRD PARTY CERTIFIED AS LEAD FREE WARNING! STEAM SUPPLY PRESSURE MUST BE SLIGHTLY LOWER THAN COLD WATER SUPPLY PRESSURE. INSTALL PRESSURE REDUCING VALVES WHERE UNEQUAL PRESSURES EXIST!

MODELS	IN	OUT	WGT EST	PRICE
TMS-25-LF-RF	3/4"	3/4"	17	\$1,520.00
TMS-25-LF-CP	3/4"	3/4"	17	\$1,650.00
TMS-50-LF-RF	3/4"	1"	19	\$1,650.00
TMS-50-LF-CP	3/4"	1"	19	\$1,890.00
TMS-80-LF-RF	1"	1-1/4"	21	\$1,880.00
TMS-80-LF-CP	1"	1-1/4"	21	\$2,095.00
TMS-150-LF-RF	1-1/4"	1-1/2"	22	\$2,690.00
TMS-150-LF-CP	1-1/4"	1-1/2"	22	\$2,880.00
TMS-200-LF-RF (Less Checks)	2"	2"	33	\$3,345.00



TMS-50-LF

## TM LEAD FREE ALTERNATE TEMPERATURE MIXING VALVES

MODELS	IN	OUT	WGT EST	RF ROUGH	CP CHROME	NI NICKEL
<b>LEAD FREE COMPLIANT</b>						
TM-50-AT-LF	3/4"	1"	18	\$1,660.00	\$1,880.00	\$3,940.00
TM-80-AT-LF	1"	1-1/4"	18	\$1,880.00	\$2,095.00	\$4,375.00
TM-150-AT-LF	1-1/4"	1-1/2"	22	\$2,580.00	\$2,815.00	\$5,780.00
TM-200-SW-AT-LF-RF	2"	2"		\$3,690.00	N/A	N/A
<b>OPTIONS</b>						
DT (DIAL THERMOMETER)						\$205.00
TH (THREADED CONNECTION) TM-200 ONLY						\$225.00

## MODEL 210 LEAD FREE THERMOSTATIC WATER MIXING VALVES

All models shown are 1/2" only and furnished in rough brass finish (or as shown). Min flow rate .5 GPM

MODEL 210 (Locked screwdriver temperature adjustment dial)	WGT EST	PRICE
210-LF-F with angle checkstops, brass finish, less wall support	5	\$635.00
210-LF-F-CP with angle checkstops, chrome plated finish, less wall support	5	\$765.00
WS (210 ADDER) included in below listed assemblies for 210 valve	0.5	\$40.00
DT (Dial Thermometer) and tee ship loose	3	\$205.00
BDT (Ball valve, Dial Thermometer and Tee) shipped loose	4	\$255.00
TM-554-210-LF Assembly, Ball Valve, Dial Thermometer, rough brass finish	12	\$1,295.00
TM-554-210-LF-CP Assembly, Ball Valve, Dial Thermometer, chrome plated finish	12	\$1,550.00
C210-LF-AF-BR-BWE-REC/EXP Cab. Assembly, Steel Baked White, Bottom Inlets and Outlet	20	\$1,670.00
C210-LF-AF-BR-STSTL-REC/EXP Cabinet Assembly, Stainless Steel, Bottom Inlets and Outlet	20	\$1,610.00
C210-LF-AF-TR-BWE-REC/EXP Cab. Assembly, Steel Baked White, Bottom Inlets, Top Outlet	20	\$1,670.00
C210-LF-AF-TR-STSTL-REC/EXP Cabinet Assembly, Stainless Steel, Bottom Inlets, Top Outlet	20	\$1,610.00
C210-LF-AF-BR-37C-BWE-REC/EXP Cab. Assy, Dial Thermometer, White, Bottom Inlets and Outlet	21	\$1,870.00
C210-LF-AF-BR-37C-STSTL-REC/EXP as above, Stainless Steel Cabinet	21	\$1,830.00
C210-LF-AF-TR-37C-BWE-REC/EXP Cab. Assy, Dial Thermometer, White, Bottom Inlets, Top Outlet	21	\$1,870.00
C210-LF-AF-TR-37C-STSTL-REC/EXP as above, Stainless Steel Cabinet	21	\$1,830.00



210-LF-F

**NOTE: CABINET ASSEMBLIES ARE NON-RETURNABLE AND NON-CANCELLABLE**

## MODEL TA-LEAD FREE THERMOSTATIC WATER MIXING VALVES

MODEL TA (Temperature regulator knob, adjustable)	WGT EST	PRICE
TA-LF-F with angle checkstops, brass finish., less wall support	5	\$635.00
TA-LF-F-CP with angle checkstops, chrome plated finish, less wall support	5	\$765.00
TA-LF-F-NI with angle checkstops, nickel plated finish, less wall support	5	\$1,895.00
WS (TA ADDER) included in below TA assemblies	0.5	\$40.00
DT (Dial Thermometer) and tee ship loose	3	\$205.00
BDT (Ball valve, Dial Thermometer and Tee)shipped loose	4	\$255.00
TM-554-TA-LF Assembly, Ball Valve, Dial Thermometer, rough brass finish	12	\$1,295.00
TM-554-TA-LF-CP Assembly, Ball Valve, Dial Thermometer, chrome plated finish	12	\$1,550.00
TA-254-LF-BWE-REC/EXP Cabinet Assembly, Steel Baked White, Bottom Inlets and Outlet	20	\$1,710.00
TA-254-LF-STSTL-REC/EXP Cabinet Assembly, Stainless Steel, Bottom Inlets and Outlet	20	\$1,645.00
TA-254-LF-T-BWE-REC/EXP Cabinet Assembly, Steel Baked White, Bottom Inlets, Top Outlet	20	\$1,710.00
TA-254-LF-T-STSTL-REC/EXP Cabinet Assembly, Stainless Steel, Bottom Inlets, Top Outlet	20	\$1,645.00
TA-254-LF-37C-BWE-REC/EXP Cabinet Assy, Dial Thermometer, White, Bottom Inlets and Outlet	20	\$1,920.00
TA-254-LF-37C-STSTL-REC/EXP as above, Stainless Steel Cabinet	21	\$1,870.00
TA-254-LF-T-37C-BWE-REC/EXP Cabinet Assy, Dial Thermometer, White, Bottom Inlets, Top Outlet	21	\$1,920.00
TA-254-LF-T-37C-STSTL-REC/EXP as above, Stainless Steel Cabinet	21	\$1,870.00



TA-LF-F

## DIALYSIS SYSTEMS

MODELS- 1/2" inlets/outlet	WGT EST	PRICE
OR-1776A-LF 0.5 min GPM	39	\$6,585.00
OR-1776D-LF 0.5 min GPM, with door	41	\$7,215.00
OPTION TL Turn Latch (OR-1776D-LF only)		\$305.00



OR-1776D

## TERMS AND CONDITIONS

- Prices are subject to change without notice.
  - A minimum order of \$ 75.00 is required.
  - Shipments are FOB Cranston, RI, with full freight allowed (FFA) on \$4000.00 net. (For continental U.S.A.) FFA does not apply to partial shipments. Federal or local sales taxes, customs, duties, etc., fees, will be added to the net price and paid by the purchaser where applicable.
  - Quick Ship orders must be received by 12pm EST to ship the same day. A quick ship fee of \$ 40.00 applies to same day shipments. You must contact Customer Service to verify if the items are in stock prior to submitting your order.
- For more details, please contact Leonard Valve Customer Service.

## RETURNED GOODS

- In all cases, written authorization must be obtained From Leonard Valve before goods are returned to Leonard Valve for credit. Transportation charges will be paid by the shipper.
- All cabinet assemblies, Megatrons®, Nucleus®, Proton®, Neutron®, and modified (non-standard) assemblies are NON-RETURNABLE.
- Spare parts and Kits are non-returnable 30 days after the original ship date.
- Requests for material to be returned must be made within 6 months of the original ship date for return to be approved. Once a Return Materials Authorization (RMA) number is issued by Leonard, all approved material must be returned within 60 days of the RMA issue date. Special items will not qualify for credit (refer to original invoice for terms). Factory authorized returns must be carefully packed in proper containers (original packing recommended) and the shipping charges prepaid. Handling, reconditioning, or restocking charges will be determined by the factory and paid by the shipper. Any returned material is subject to inspection and merchandise must be received in its original condition.
- Returned damaged or used products will not be credited. If items are found to be defective, no credit will be issued.
- No claim nor credit will be allowed for products damaged in transit, during or after installation, and expenses incurred with claims for which Leonard is not liable will be charged to the Buyer.

## LIMITED WARRANTY

Leonard Valve Company (hereinafter, "Leonard") warrants the original purchaser that products manufactured by Leonard will be free from defects in material or workmanship under normal conditions of use, when properly installed and maintained in accordance with Leonard's instructions, for a period of one year from the date of shipment. During this period, Leonard will, at its option, repair or replace any product, or part thereof, which shall be returned, freight prepaid to the Leonard factory and determined by Leonard to be defective in materials or workmanship. Leonard provides no warranty, express or implied, which extends beyond the description contained herein. LEONARD SPECIFICALLY DISCLAIMS ANY AND ALL IMPLIED WARRANTIES OF MERCHANTABILITY OR OF FITNESS FOR A PARTICULAR PURPOSE. Nonetheless, some jurisdictions may not allow the disclaimer of certain implied warranties, in which case Leonard hereby limits such implied warranties to the duration of the limited warranty period contained herein. Some jurisdictions may not allow limitations on how long an implied warranty lasts, so the foregoing durational limitation may not apply to you. In no event will Leonard be liable for labor or incidental or consequential damages. Any alteration or improper installation or use of this product will void this limited warranty. If any provision of this limited warranty is prohibited by law in the applicable jurisdiction, such provision shall be null and void, but the remainder of this limited warranty shall continue in full force and effect.

## TEN YEAR LIMITED THERMOSTAT WARRANTY

Leonard Valve Company warrants the original purchaser that DURA-trol® solid bi-metal thermostats furnished in all Next Generation High/Low Systems, High Capacity Systems, Megatron® Control Stations, and Emergency Mixing Valves, along with all paraffin thermostats furnished in all XL and LV Series mixing valves, will be free from defects in material or workmanship under normal conditions of use, when properly installed and maintained in accordance with Leonard Valve Company's instructions, for a period of ten years from the date of shipment. During this period the Leonard Valve Company will at its option repair or replace any such thermostat which shall be returned, freight prepaid, to the Leonard factory and determined by Leonard to be defective in materials or workmanship. There are no warranties, express or implied, which extend beyond the description contained herein. There are no implied warranties of merchantability or of fitness for a particular purpose. In no event will Leonard be liable for labor or incidental or consequential damages. Any alteration or improper installation or use of these products will void this limited warranty.

Leonard Valve Company  
1360 Elmwood Avenue, Cranston, RI 02910 USA  
Phone:(401)461-1200 Toll Free:(800)222-1208  
Fax: (401)941-5310

For pricing, delivery, or customer service inquiries, contact:  
csdepartment@leonardvalve.com  
www.leonardvalve.com

