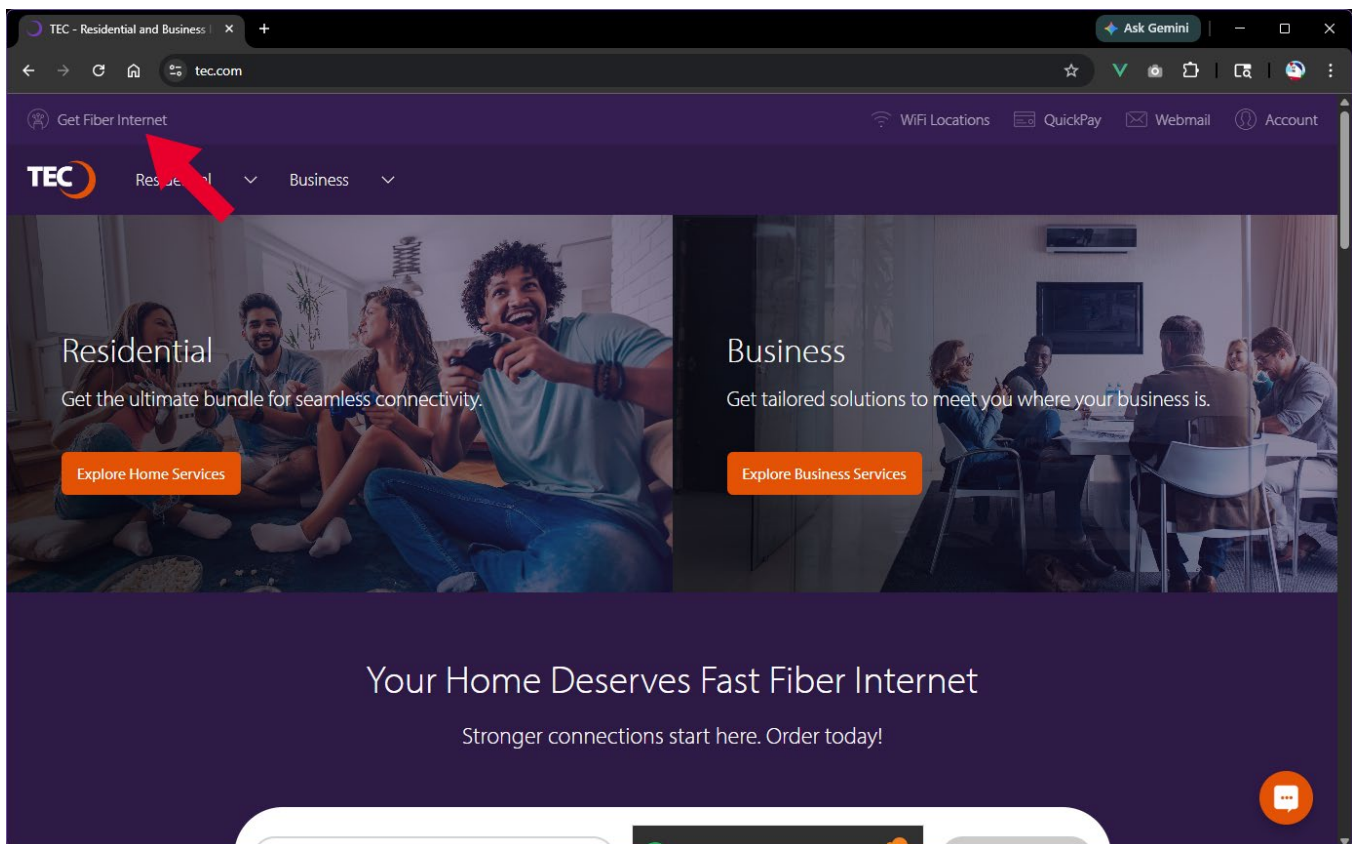




Communication/Notification Preferences:
During Signup

1. Visit www.tec.com/signup or click "Get Fiber Internet" at the top left of the site navigation.



2. Enter your **address** and click the “Check Availability” button to check service availability.

Note: If your address does not show in the auto-populated list of addresses, please continue to type your full address.



3. After your address is checked for availability, enter your information, including communication/notification and marketing opt-in/out preferences.

Sign Up

tec.com/signup

Get Fiber Internet

WiFi Locations QuickPay Webmail Account

TEC Residential Business

Thank you for your interest in TEC's Fast Fiber Internet!

While Fast Fiber Internet isn't available at your address today, we're actively expanding our fiber network and building into new areas as quickly as possible. Submit your information below and we'll keep you informed as your area moves closer to service availability.

* Full Name

* Email

* Phone Number

* Phone Number (confirm)

Phone numbers must match
Would you like to add a [secondary contact?](#)

* What is your preferred method for notifications?
By selecting an option with SMS, you agree to receive automated text messages from TEC for account notifications, service alerts, and appointment reminders. Message & data rates may apply, and message rates may vary. Reply STOP to opt out or HELP for assistance. View our [privacy policy](#).

SMS (Text) Email SMS and Email

Would you like to receive product news and offers from TEC?
By checking this box, you also agree to receive marketing texts from TEC. Marketing text volume may vary. This is not required for service. Reply STOP to opt out. Msg & data rates may apply.

How did you hear about us?
Select...

Submit

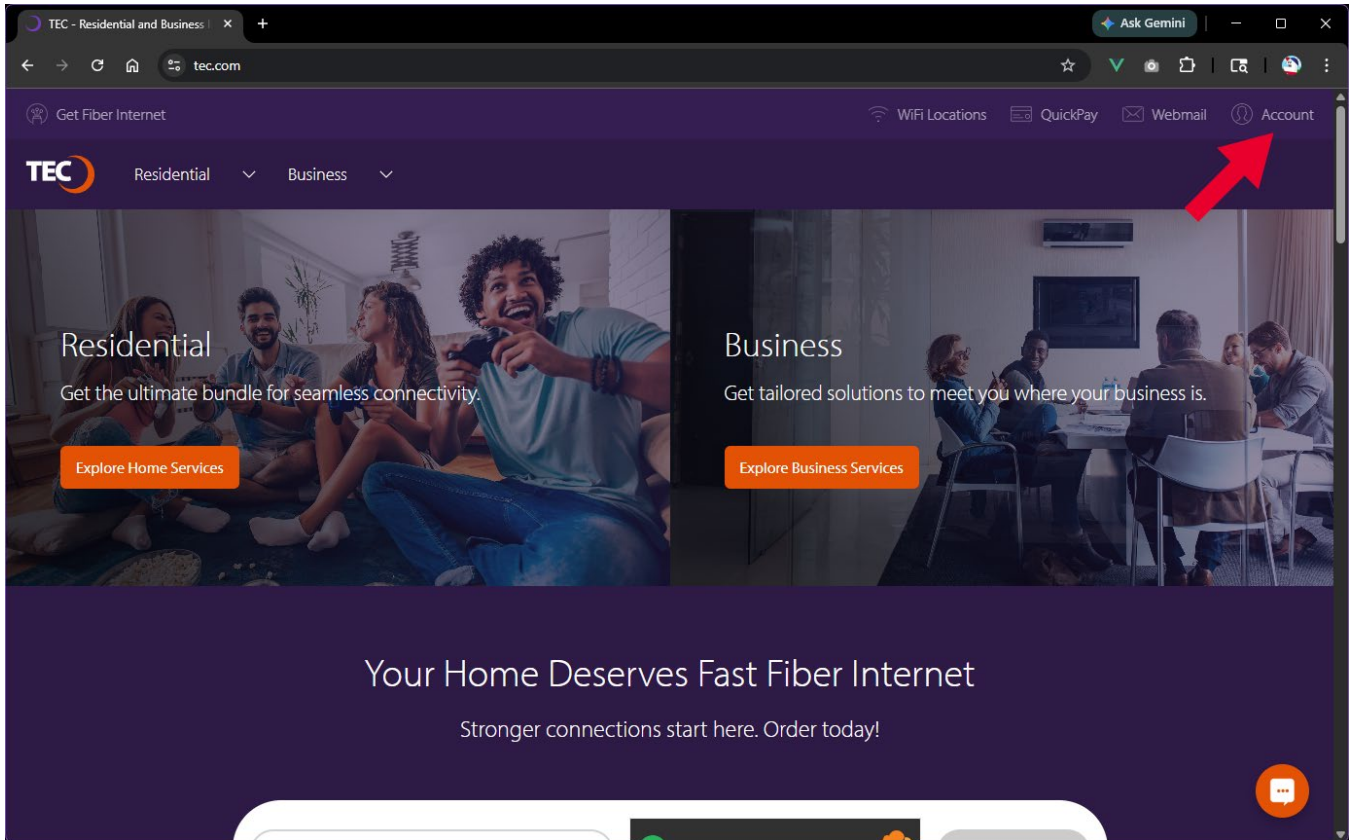
Questions about your order?

Need help? If you don't see a product you're looking for or need assistance placing your order, please call 1-833-832-3423 to speak to a sales representative. Please reference your unique order number 062274.



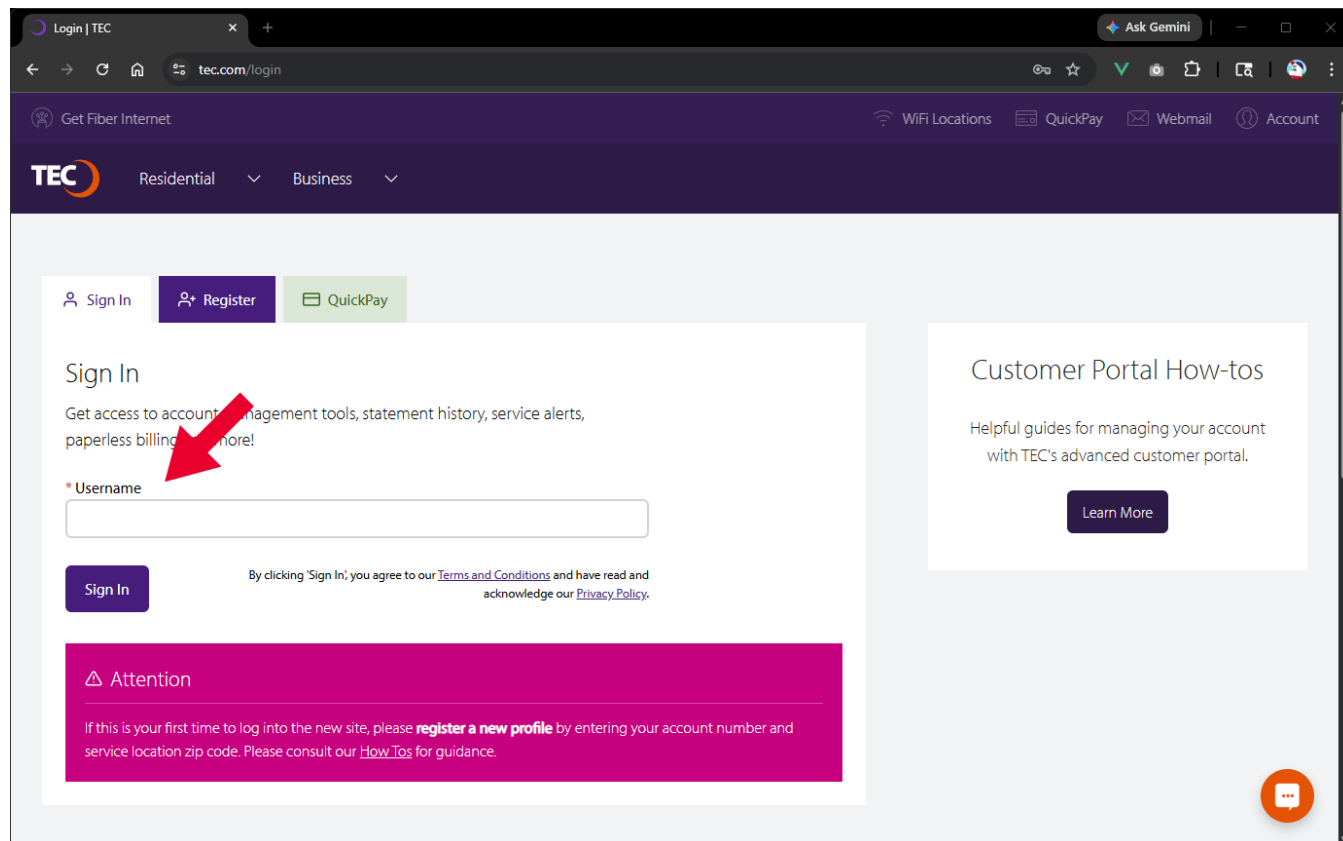
Communication/Notification Preferences: Advanced Customer Portal

1. Visit www.tec.com/login or click Account at the top site navigation on www.tec.com.

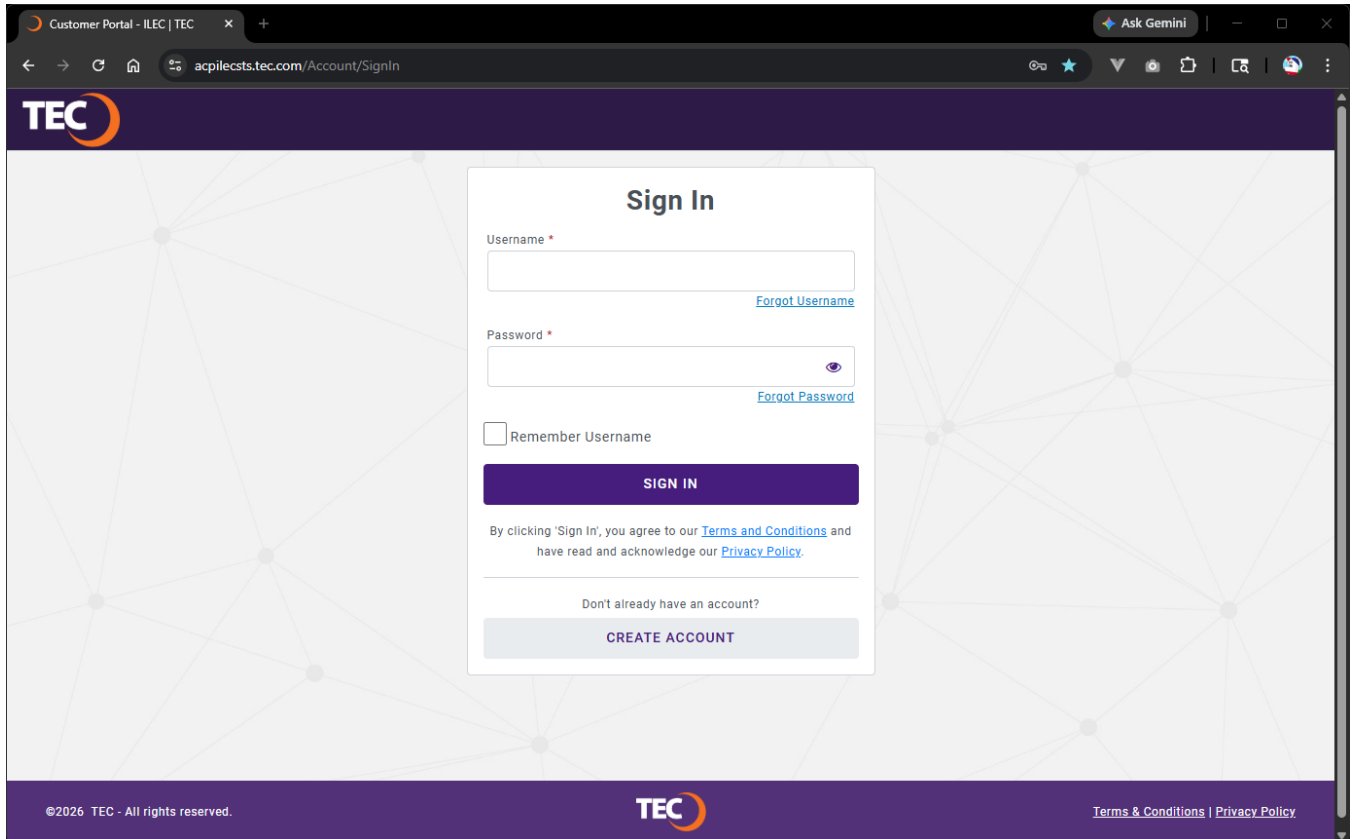


2. Enter your **username** if you have one from the previous my.tec.com system and click the “Next Step” button.

Note: If you do not know your username, please contact Customer Care.



3. You will be redirected to the ACP login page where you will find your username pre-populated.
Supply your password, then click the “Sign In” button to login.



4. Once logged in, click the “User” icon at the top right of the site navigation. Then click “Privacy Preferences”.

The screenshot shows the TEC Customer Portal interface. At the top, there is a navigation bar with the TEC logo and menu items: SUMMARY, BILLING, USAGE, ORDERS & PRODUCTS, and SUPPORT. Below the navigation bar, the user's account information is displayed: "Accounts JOHN DOE - ID: 111222". A red arrow points to the user icon in the top right corner, which has opened a dropdown menu. The menu contains the following options: "My Accounts", "Privacy Preferences" (highlighted in blue), and "Sign Out". Below the menu, the main content area is titled "Balance Summary". It includes a "Next Payment Due" section with a calendar icon and the date "Apr 10, 2026", and an "Amount Due" section showing "\$0.00". There is also a "Current Bill" section with "Pending Payments" and "Payments Received" both at "\$0.00". A "MAKE A PAYMENT" button is visible. Below the balance summary, there is a "Billed Products & Services" section with a filter dropdown and a table of products. The table has columns for "Products by Location", "Service ID", "Status", "Updated", "Qty", and "Price". One product is listed: "123 MAIN ST ANYWHERE MS 39117" with a status of "Active", updated on "4/18/2012", a quantity of "1", and a price of "\$0.00".

Customer Portal - ILEC | TEC

acpilec.tec.com/account?clientid=BE78D4F7-B0EE-40B7-AF5E-1058D5316BCB

TEC

SUMMARY BILLING USAGE ORDERS & PRODUCTS SUPPORT

Accounts JOHN DOE - ID: 111222

Balance Summary

Next Payment Due Amount Due

Apr 10, 2026 \$0.00

Current Bill \$0.00

Pending Payments \$0.00

Payments Received \$0.00

MAKE A PAYMENT

VIEW CURRENT BILL

WHAT CHANGED?

VIEW STATEMENTS

MANAGE BILL DELIVERY

MANAGE AUTOPAY OFF

Billed Products & Services

Filter Products & Services

Products by Location	Service ID	Status	Updated	Qty	Price
123 MAIN ST ANYWHERE MS 39117		Active	4/18/2012	1	\$0.00



5. At the bottom of the page, you will find the “Account Notifications” settings. Here you will be able to choose and set your communication preferences by checking and supplying an email address (for email) or mobile phone number (for SMS/Text) notifications.

After selecting your notification preferences, click the “Submit” button to save your selections.

Customer Portal - ILEC | TEC

apilec.tec.com/user-privacy?clientid=be78d4f7-b0ee-40b7-af5e-1058d5316bcb

TEC SUMMARY BILLING USAGE ORDERS & PRODUCTS SUPPORT

Accounts JOHN DOE - ID: 111222

Privacy and CPNI Preferences

Privacy & Preferences
Your privacy is important to us. Our Privacy Policy informs you about the information we collect and how we use it. [PRIVACY POLICY >](#)

Customer Proprietary Network Information Settings
Customer Proprietary Network Information (CPNI) is information that relates to the type, quantity, destination, technical configuration, location, amount of use and related billing information of your telecommunications or interconnected Voice over Internet Protocol (VoIP) services. Federal law governs our use and sharing of CPNI details. [FULL DEFINITION >](#)

How We Protect Your CPNI
To ensure your privacy we will use the information below to protect access to CPNI related information

CPNI Password *

.....

Create a password with at least 6 alpha-numeric characters

CPNI Notifications
When there are changes to CPNI related information on your account we are required to notify you. Please provide a notification preference

Email to: [redacted]

Mail to Billing Address

Restrict the Use of My CPNI

Internal Marketing: Do not use my CPNI information for internal marketing.

External Marketing: Do not share my CPNI information with external partners or agents.

Account Notifications
We would like to text you account and payment updates and special offers. Please provide a notification preference.

Email to: [redacted]

SMS/Text to: [redacted]

*Carrier rates may apply. By selecting "SMS/Text" you agree to accept carrier charges.

SUBMIT

©2026 TEC - All rights reserved. **TEC** [Terms & Conditions](#) | [Privacy Policy](#)

