

**Kattsafe** Height access  
and fall protection

# CROSSOVER STAIR SYSTEM

KC103



# PRODUCT OVERVIEW



The KC103 Crossover Stair System allows for safe access over pipes, expansion joints, and equipment or up to elevated areas. KC103 Crossover Stair Systems are manufactured of high tensile strength aluminum, in stock and ready to ship, made in the USA, and meet OSHA and ANSI standards. The KC103 Crossover Stair System is available as standard in a 3ft wide configuration with a 36in long platform. KC103 Crossover Stair Systems are supplied in modules that simply bolt together in the field. The modular design allows for adjustment in the field as and when needed.

## Features

- OSHA and ANSI compliant
- Made in the USA
- In stock and ready to ship
- 3ft wide can be customized if required
- High tensile strength aluminum
- Market leading warranty




## Each KC103 System Includes:

- (2) pre-configured stair modules
- A 36in x 36in platform
- Top rail, mid rail, & post kits
- Base mounting method
- 3ft width. Other widths available

# STAIR SYSTEM INFORMATION


Crossover mounting kits (2 required per KC103 crossover stair system).

KBMK.180




Freestanding option for low slope and low wind load applications. Each kit contains (1) 5ft long support extrusion and hardware for a lower cost mounting option.

KBMK.KP.XX

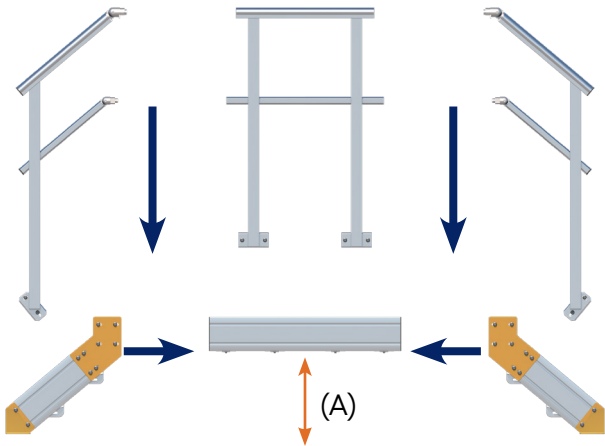


Mechanically attached option for mounting the crossover to the roof substrate. Each kit contains (2) surface attachments, by Anchor Products, with roof specific membrane attached.

KBMK.1WB



Freestanding option for low slope and low wind load applications. Each kit contains (2) 12in x 12in plastic coated steel bases weighing 21lbs each.



## KC103 Crossover Stair Systems

KITS	
KC103.25	To clear heights up to 25in (A)
KC103.33	To clear heights up to 33in (A)
KC103.41	To clear heights up to 41in (A)
KC103.49	To clear heights up to 49in (A)
KC103.57	To clear heights up to 57in (A)
KC103.65	To clear heights up to 65in (A)
KC103.73	To clear heights up to 73in (A)



---

# TECHNICAL SPECIFICATION

## Materials

- Stair treads: 10 x 1-½in (254 x 38mm) 6005-T5 aluminum tread with serration for grip
- Stair Tread Mounting Brackets: Aluminum 6106-T6 brackets to mount stair tread to the stair stringer
- Mounting Tread to Stringer: (2), 3/8in (9.5mm) stainless steel T-Bolts
- Mount Bracket to Stair Tread: (2), 3/8in (9.5mm) stainless steel T-Bolts
- Stair Stringer: 180 Extruded Aluminum 6005-T5. 7-1/8in x 1-1/4in (180 x 32mm). Cut to length per stair length required

## Stair system mounting brackets

- Floor brackets: Mount to stringer with 3/8in (9.5mm) stainless steel T-bolt. Can be mounted to: (1) 180 aluminum extrusion mounting support. (2) surface attachment method, anchored by anchor products, for roof attachment. (3) Non-penetrating plastic coated steel base plates. Subject to application.
- Top brackets for platform: stainless brackets to mount stair systems to modular access platform

## Platform

- Surface: aluminum walkway grating. 1/2in (13mm) thick mesh, aluminum 6063-T4
- Side rails: 80mm aluminum extrusion 6005-T5. 7-1/8 x 1-1/4in (180 x 32mm)
- Floor brackets: Mount to stringer with 3/8in (9.5mm) stainless steel T-Bolts.  
Can be mounted to: (a) surface attachment method, anchored by Anchor Products, for roof attachment. (b) Non-penetrating plastic coated steel base plates. Subject to application.
- Platform Connections: 180 or 80mm extrusion Angle Brackets. Stainless steel. 3/16in (5mm) thick
- Platform Horizontal Support Sections: 60mm aluminum extrusion with welded post base on each end for quick connection to 80mm extrusion or 180 platform side rails.
- Support Post Base Brackets: Stainless Floor Brackets. Mount to vertical support post modules with 3/8in (9.5mm) stainless steel T-Bolts

## Guardrail

- Top rail: 2in (51mm) round 6005-T5 aluminum top rail. Both sides of platforms. Tek screw to post
- Mid rail: 1-5/8in (41mm) 6005-T5 round aluminum mid rail. Both sides of platforms. Tek screw to posts
- Posts: side mount posts, aluminum rectangular hollow extrusion with welded mounting plates. Finished height to be 42in (1067mm)

## Capacity

Unit shall support a 1000lbs (453.6kg) total load without failure. Design live load 60psf as standard

## Degree of incline

Between 30 and 50 degrees. Standard is 40 degrees

## Inspection and maintenance

Inspection required every 12 months or after any incident by a competent person in accordance with manufacturer's specifications

## Compliance

Unit shall be designed and manufactured to meet or exceed OSHA 1910 and 1926 standards

## Product warranty

5 years from date of purchase subject to correct configuration and installation. Use and maintenance to be in accordance with manufacturer's specifications and recommendations