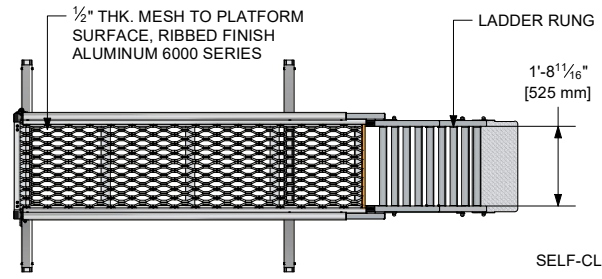
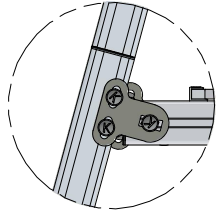


PROJECT REF: \_\_\_\_\_  
 CONTRACTOR: \_\_\_\_\_  
 APPROVED BY: \_\_\_\_\_  
 SIGN HERE: \_\_\_\_\_

AVAILABLE LADDER KITS	
CODE	HEIGHTS UP TO
RL23.047	47" (3'-11")
RL23.094	94" (7'-10")
RL23.141	141" (11'-9")
RL23.188	188" (15'-8")
RL23.234	234" (19'-6")
RL23.283	283" (23'-7")



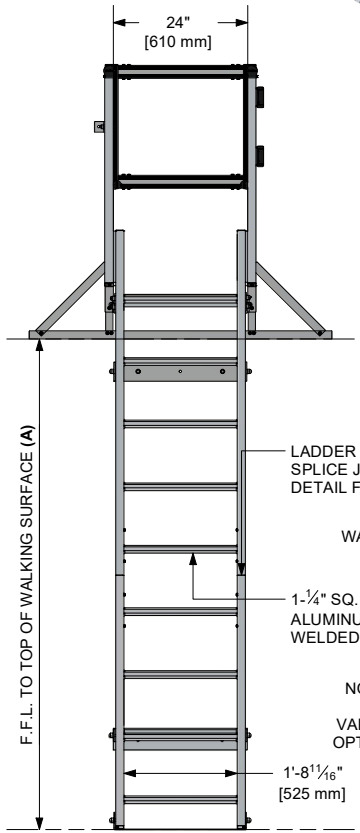
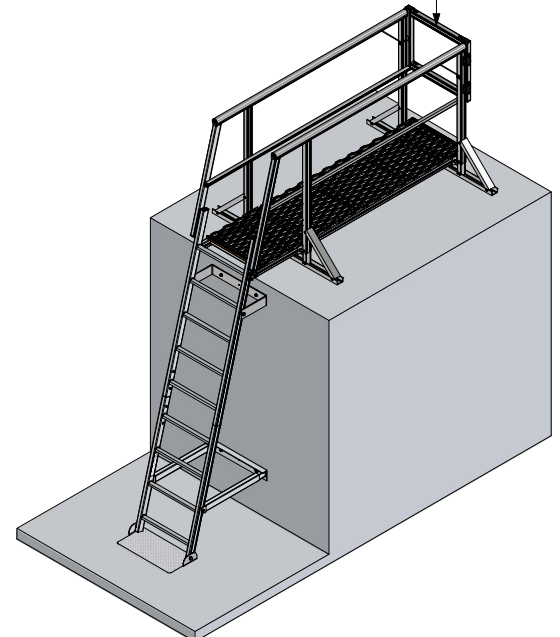
TOP VIEW



2" ROUND HANDRAIL TUBE ALUMINUM 6000 SERIES  
 (2) SD907.20 (#12 x 5/16")  
 S/S SELF TAPPING SCREWS PER POST

1-5/8" ROUND KNEERAIL TUBE ALUMINUM 6000 SERIES  
 (2) SD907.48 (#12 x 2")  
 S/S SELF TAPPING SCREWS PER POST

SELF-CLOSING GATE (OPTIONAL)



FRONT VIEW

WALL TO t OF LADDER (C)

VARIOUS MOUNTING OPTIONS AVAILABLE FOR METAL, STANDING SEAM & MEMBRANE ROOF SYSTEMS

LADDER SUPPLIED IN KIT FORM. LADDER BASE IS DESIGNED TO BE CUT TO REQ. HEIGHT ON-SITE. TOP RUNG MUST BE LEVEL WITH WALKING/WORKING SURFACE OR PLATFORM

EQUAL SPACING (MAX 96" CNTRS)

WALL SUBSTRATE TYPE (B)

FLOOR SUBSTRATE TYPE (D)

SIDE VIEW

- A LOWER LEVEL TO UPPER LEVEL WALKING/WORKING HEIGHT
- B WALL SUBSTRATE TYPE (I.E BRICK, CONCRETE BLOCK, METAL SIDING, ETC)
- C WALL TO CENTERLINE OF LADDER. OSHA 1910.23(D)(2) STATES THAT THE DISTANCE FROM THE CENTERLINE OF THE RUNGS TO THE NEAREST PERMANENT OBJECT SHALL NOT BE LESS THAN 7in. OSHA ALSO REQUIRES A PLATFORM IF THE DISTANCE EXCEEDS 12in. PLEASE STATE WIDTH OF ANY GUTTER OR OBJECT (E.G. GUTTER 9in WIDE). KATTSAFE WILL ENSURE THAT THE CORRECT BRACKET IS PROVIDED
- D FLOOR SUBSTRATE TYPE (I.E. ROOF MEMBRANE, CONCRETE, METAL ROOF, ETC.)



DESCRIPTION  
**ANGLED FIXED LADDER W/  
 8' WALKWAY PLATFORM**

PRODUCT CODE

RL23

1:35

PAGE 3  
 OF 4

3921 PERRY BLVD TEL: 888 637 7872  
 WHITESTOWN, IN 46075 SALES@KATTSAFE.COM

MATERIAL  
**ALUMINUM**

FINISH  
**MILL FINISH**

DRN: LFP DATE: 04/13/2024 SIZE: A  
 DWG No. REV.

ALL DIMENSIONS IN FEET AND INCHES

REV	DATE	BY	COMMENTS

A

A