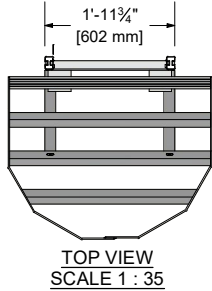
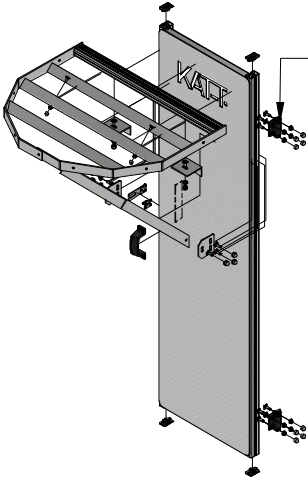


PROJECT REF: _____
 CONTRACTOR: _____
 APPROVED BY: _____
 SIGN HERE: _____

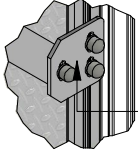


WELDED CAGE GATE FRAME
ALUMINUM 6000 SERIES

TOP VIEW
SCALE 1 : 35

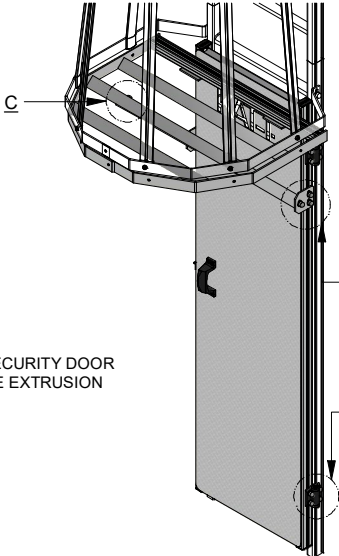


HINGE AND HARDWARE KIT
INCLUDED WITH SECURITY DOOR

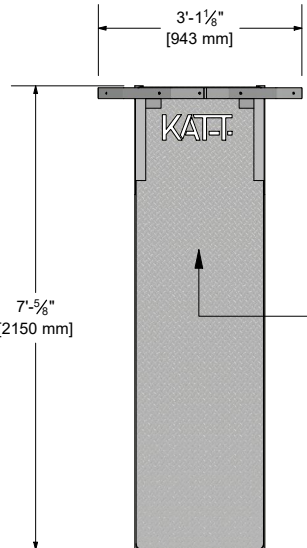


KB017 LATERAL BRACE PLATE
IS MOUNTED ON GROOVE ON SECURITY DOOR
AND ATTACHED TO AL730 ANGLE EXTRUSION

DETAIL A (1 : 10)

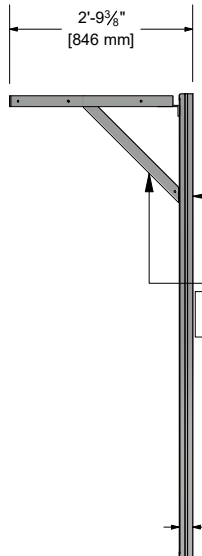


ISOMETRIC VIEW
SCALE (1:30)



LD427 SECURITY DOOR
DIAMOND PLATE
ALUMINUM 3000 SERIES

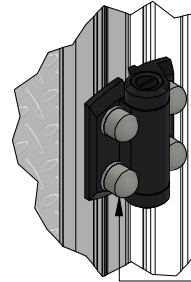
FRONT VIEW
SCALE 1 : 35



SIDE VIEW
SCALE 1 : 35

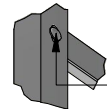
1 1/2" x 2 3/8" SLOTTED RECTANGULAR EXTRUSION
ALUMINUM 6000 SERIES

2" x 2" x 1/4" ANGLE EXTRUSION
ALUMINUM 6000 SERIES



DETAIL B (1 : 5)

HINGE IS MOUNTED ON GROOVE ON SECURITY DOOR
AND FRONT GROOVE OF KATTSAFE LADDER STILE



DETAIL C (1 : 10)

MOUNTING AL730 MITERED ANGLES
CONNECTED TO MIDDLE AL730 ANGLE
INSIDE INNER CAGE
SECURITY DOOR FRAME

Kattsafe
 3921 PERRY BLVD
 WHITESTOWN, IN 46075
 TEL: 888 637 7872
 SALES@KATTSAFE.COM

DESCRIPTION
**CAGE LADDER HINGED
 SECURITY DOOR**

PRODUCT CODE
 LD427C

1 / 35
 OF 1

DRN: DR DATE: 3/4/2024 SIZE: A

MATERIAL
 ALUMINUM

FINISH
 MILL

DWG No. LD427C.TD REV.

THIS DRAWING REMAINS THE PROPERTY OF KATTSAFE®
 AND MAY NOT BE CHANGED WITHOUT WRITTEN PERMISSION

REV	DATE	BY	COMMENTS