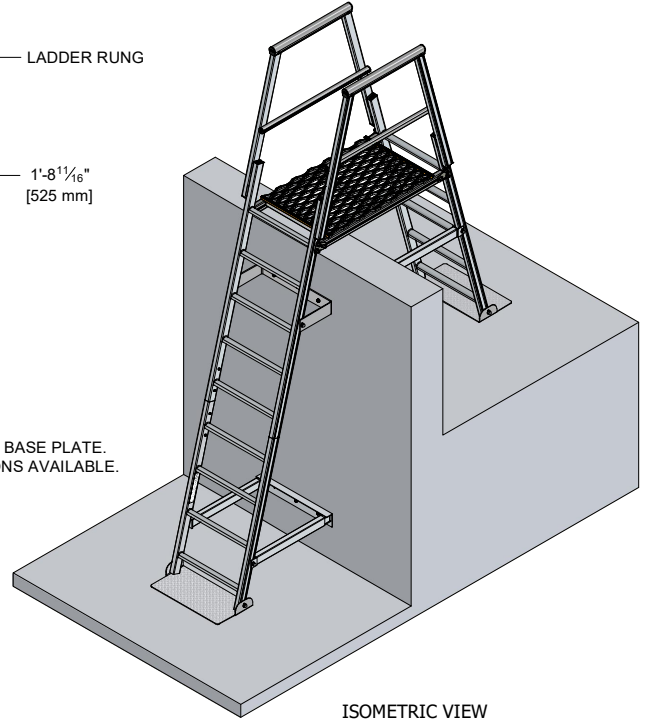
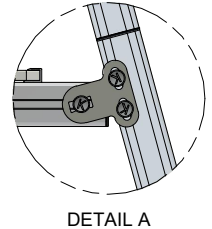
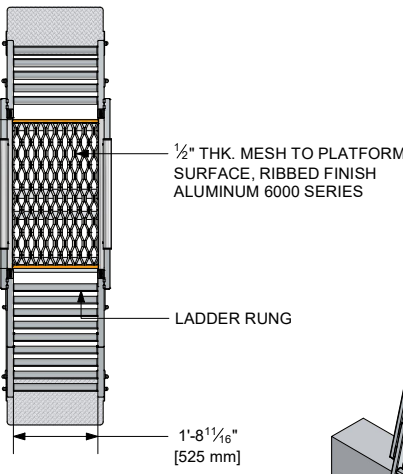
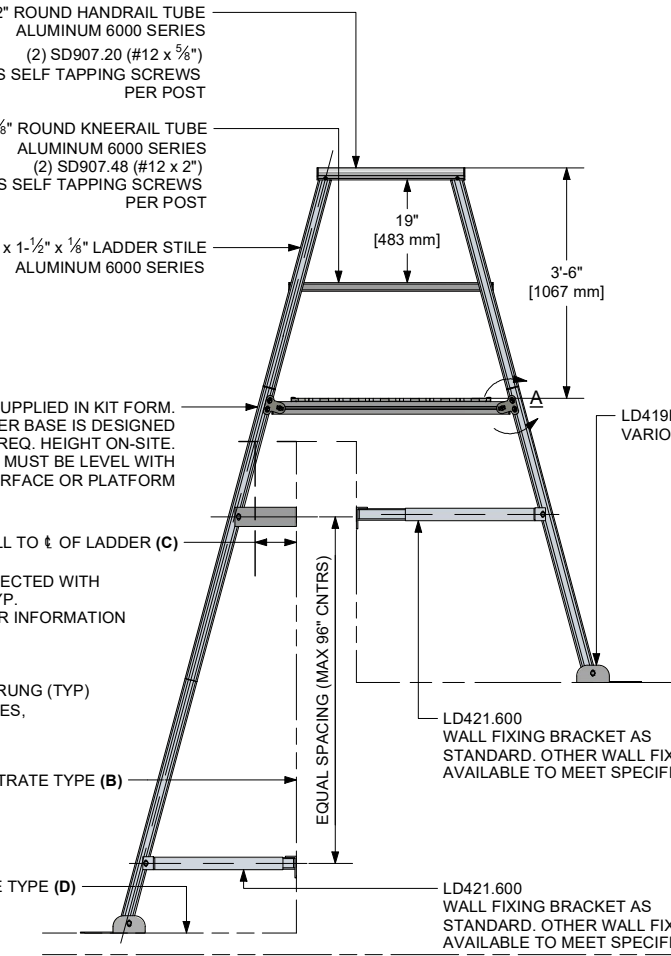
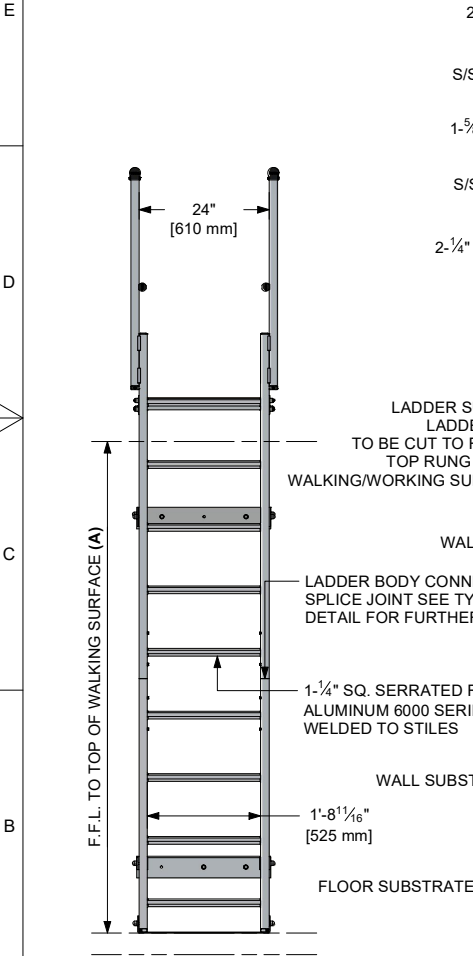


PROJECT REF: _____
 CONTRACTOR: _____
 APPROVED BY: _____
 SIGN HERE: _____

AVAILABLE LADDER KITS	
CODE	HEIGHTS UP TO
RL22.047	47" (3'-11")
RL22.093	93" (7'-9")
RL22.138	138" (11'-6")
RL22.185	185" (15'-5")



- A LOWER LEVEL TO UPPER LEVEL WALKING/WORKING HEIGHT
- B WALL SUBSTRATE TYPE (I.E BRICK, CONCRETE BLOCK, METAL SIDING, ETC)
- C WALL TO CENTERLINE OF LADDER. OSHA 1910.23(D)(2) STATES THAT THE DISTANCE FROM THE CENTERLINE OF THE RUNGS TO THE NEAREST PERMANENT OBJECT SHALL NOT BE LESS THAN 7in. OSHA ALSO REQUIRES A PLATFORM IF THE DISTANCE EXCEEDS 12in. PLEASE STATE WIDTH OF ANY GUTTER OR OBJECT (E.G. GUTTER 9in WIDE). KATTSAFE WILL ENSURE THAT THE CORRECT BRACKET IS PROVIDED
- D FLOOR SUBSTRATE TYPE (I.E. ROOF MEMBRANE, CONCRETE, METAL ROOF, ETC.)

ALL DIMENSIONS IN FEET AND INCHES

REV	DATE	BY	COMMENTS

<p>3921 PERRY BLVD WHITESTOWN, IN 46075 TEL: 888 637 7872 SALES@KATTSAFE.COM</p> <p>THIS DRAWING REMAINS THE PROPERTY OF KATTSAFE® AND MAY NOT BE CHANGED WITHOUT WRITTEN PERMISSION</p>	DESCRIPTION	PRODUCT CODE	1:35	PAGE 2 OF 4
	ANGLED FIXED LADDER W/ PARAPET PLATFORM	RL22	LFP	DATE: 04/13/2024
MATERIAL	FINISH	SIZE: A	DWG No.	REV.
ALUMINUM	MILL FINISH			