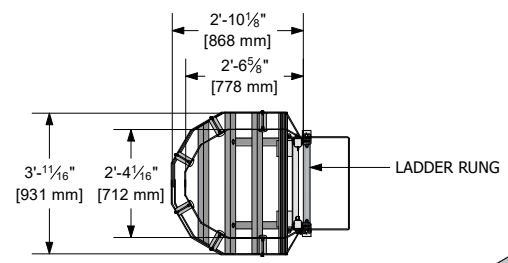


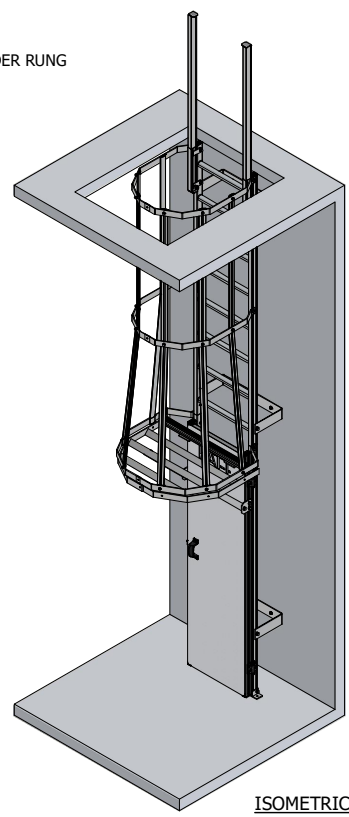
PROJECT REF: _____
 CONTRACTOR: _____
 APPROVED BY: _____
 SIGN HERE: _____

LADDER KITS UNDER 24'	
CODE	HEIGHTS UP TO
RL44.141	141" (11'-9")
RL44.189	189" (15'-9")
RL44.234	234" (19'-6")
RL44.283	283" (23'-7")

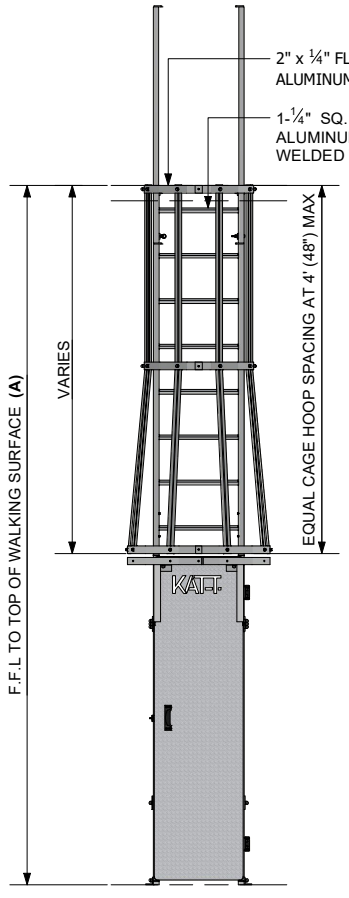
ANY KIT OVER 24' WILL REQUIRE VERTICAL FALL ARREST.
 NOTE (A): AS PER OSHA 1910.28(b)(a)(i)(B), FIXED LADDERS THAT EXTEND MORE THAN 24' MUST BE EQUIPPED WITH A PERSONAL FALL ARREST SYSTEM OR LADDER SAFETY SYSTEM



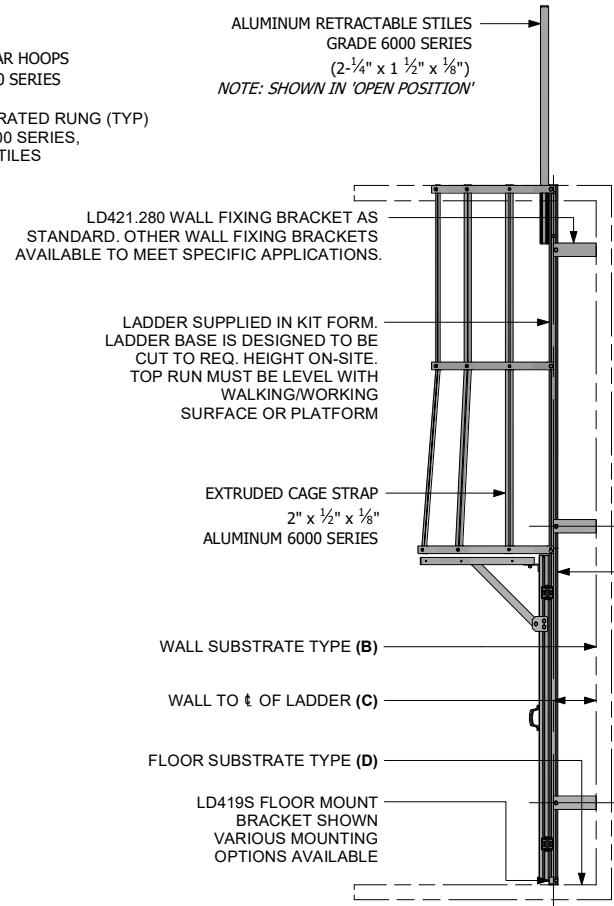
TOP VIEW



ISOMETRIC VIEW



FRONT VIEW



SIDE VIEW

LD421.280 WALL FIXING BRACKET AS STANDARD. OTHER WALL FIXING BRACKETS AVAILABLE TO MEET SPECIFIC APPLICATIONS.

LADDER SUPPLIED IN KIT FORM. LADDER BASE IS DESIGNED TO BE CUT TO REQ. HEIGHT ON-SITE. TOP RUN MUST BE LEVEL WITH WALKING/WORKING SURFACE OR PLATFORM

EXTRUDED CAGE STRAP 2" x 1/2" x 1/8" ALUMINUM 6000 SERIES

LADDER BODY CONNECTED WITH SPLICE JOIN SEE TYP. DETAIL FOR FURTHER INFORMATION

- A LOWER LEVEL TO UPPER LEVEL WALKING/WORKING HEIGHT
- B WALL SUBSTRATE TYPE (I.E BRICK, CONCRETE BLOCK, METAL SIDING, ETC)
- C WALL TO CENTERLINE OF LADDER. OSHA 1910.23(D)(2) STATES THAT THE DISTANCE FROM THE CENTERLINE OF THE RUNGS TO THE NEAREST PERMANENT OBJECT SHALL NOT BE LESS THAN 7in. OSHA ALSO REQUIRES A PLATFORM IF THE DISTANCE EXCEEDS 12in. PLEASE STATE WIDTH OF ANY GUTTER OR OBJECT (E.G. GUTTER 9in WIDE). KATTSAFE WILL ENSURE THAT THE CORRECT BRACKET IS PROVIDED
- D FLOOR SUBSTRATE TYPE (I.E. ROOF MEMBRANE, CONCRETE, METAL ROOF, ETC.)

ALL DIMENSIONS IN FEET AND INCHES



3921 PERRY BLVD
 WHITESTOWN, IN 46057
 TEL: 888 637 7872
 SALES@KATTSAFE.COM

THIS DRAWING REMAINS THE PROPERTY OF KATTSAFE® AND MAY NOT BE CHANGED WITHOUT WRITTEN PERMISSION

DESCRIPTION	CAGED FIXED LADDER - ROOF HATCH ACCESS	PRODUCT CODE	RL44	1:50	PAGE 4 OF 5
MATERIAL	ALUMINUM	FINISH	MILL FINISH	DRN: LFP	DATE: 04/13/2024
				DWG No.	REV. A