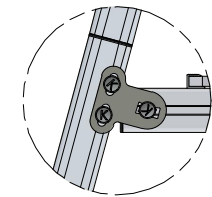
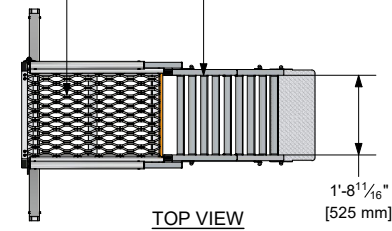


PROJECT REF: _____
 CONTRACTOR: _____
 APPROVED BY: _____
 SIGN HERE: _____

AVAILABLE LADDER KITS	
CODE	HEIGHTS UP TO
RL25.047	47" (3'-11")
RL25.094	94" (7'-10")
RL25.141	141" (11'-9")
RL25.188	188" (15'-8")
RL25.234	234" (19'-6")
RL25.283	283" (23'-7")

1/2" THK. MESH TO PLATFORM SURFACE, RIBBED FINISH ALUMINUM 6000 SERIES

LADDER RUNG



DETAIL A

2" ROUND HANDRAIL TUBE ALUMINUM 6000 SERIES
 (2) SD907.20 (#12 x 5/8") S/S SELF TAPPING SCREWS PER POST

1-5/8" ROUND KNEERAIL TUBE ALUMINUM 6000 SERIES
 (2) SD907.48 (#12 x 2") S/S SELF TAPPING SCREWS PER POST

2-1/4" x 1-1/2" x 1/8" LADDER STILE ALUMINUM 6000 SERIES

VARIOUS MOUNTING OPTIONS AVAILABLE FOR METAL, STANDING SEAM & MEMBRANE ROOF SYSTEMS

2-1/4" x 1-1/2" x 1/8" EXTRUDED POST ALUMINUM 6000 SERIES

12" MAX [305 mm]

WALL TO C of LADDER (C)

EQUAL SPACING (MAX 96" CNTRS)

LADDER BODY CONNECTED WITH SPLICE JOINT SEE TYP. DETAIL FOR FURTHER INFORMATION

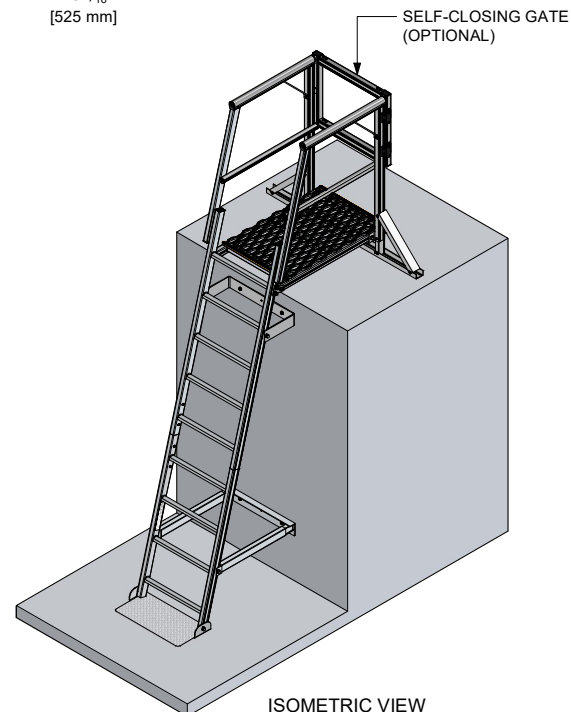
WALL SUBSTRATE TYPE (B)

1-1/4" SQ. SERRATED RUNG (TYP) ALUMINUM 6000 SERIES, WELDED TO STILES

LADDER SUPPLIED IN KIT FORM. LADDER BASE IS DESIGNED TO BE CUT TO REQ. HEIGHT ON-SITE. TOP RUNG MUST BE LEVEL WITH WALKING/WORKING SURFACE OR PLATFORM

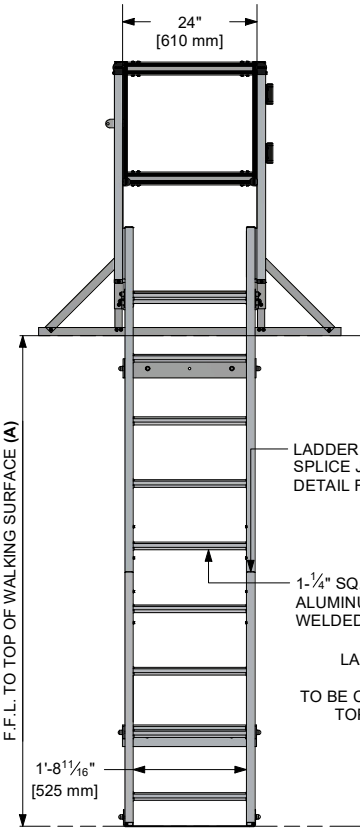
LD421.600 WALL FIXING BRACKET AS STANDARD. OTHER WALL FIXING BRACKETS AVAILABLE TO MEET SPECIFIC APPLICATIONS.

FLOOR SUBSTRATE TYPE (D)

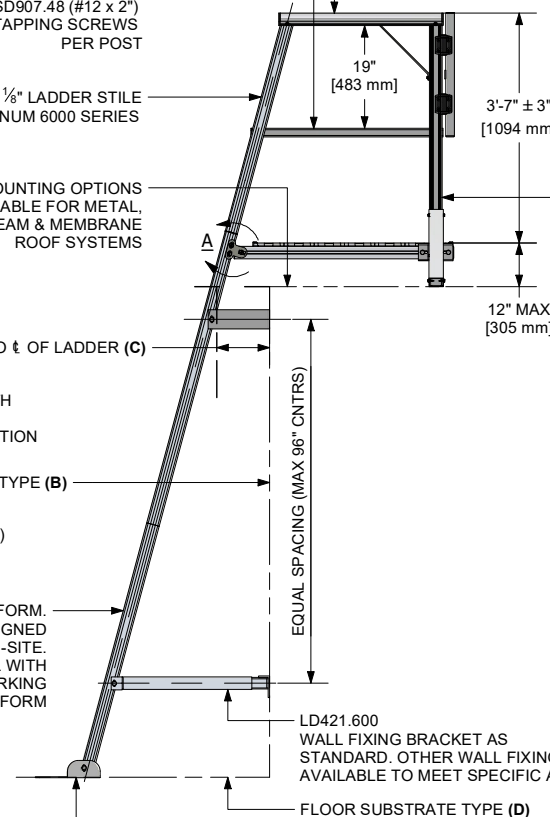


ISOMETRIC VIEW

- A LOWER LEVEL TO UPPER LEVEL WALKING/WORKING HEIGHT
- B WALL SUBSTRATE TYPE (I.E BRICK, CONCRETE BLOCK, METAL SIDING, ETC)
- C WALL TO CENTERLINE OF LADDER. OSHA 1910.23(D)(2) STATES THAT THE DISTANCE FROM THE CENTERLINE OF THE RUNGS TO THE NEAREST PERMANENT OBJECT SHALL NOT BE LESS THAN 7in. OSHA ALSO REQUIRES A PLATFORM IF THE DISTANCE EXCEEDS 12in. PLEASE STATE WIDTH OF ANY GUTTER OR OBJECT (E.G. GUTTER 9in WIDE). KATTSAFE WILL ENSURE THAT THE CORRECT BRACKET IS PROVIDED
- D FLOOR SUBSTRATE TYPE (I.E. ROOF MEMBRANE, CONCRETE, METAL ROOF, ETC.)



FRONT VIEW



SIDE VIEW

LD419F NON-PENETRATING BASE PLATE. VARIOUS MOUNTING OPTIONS AVAILABLE.

ALL DIMENSIONS IN FEET AND INCHES



3921 PERRY BLVD
 WHITESTOWN, IN 46075
 TEL: 888 637 7872
 SALES@KATTSAFE.COM

DESCRIPTION	ANGLED FIXED LADDER W/ 3' WALKWAY PLATFORM	PRODUCT CODE	RL25	1:35	PAGE 4 OF 4
MATERIAL	ALUMINUM	FINISH	MILL FINISH	DRN: LFP	DATE: 04/13/2024
				DWG No.	REV. A

REV	DATE	BY	COMMENTS