

# ROOF HATCH ASSESSMENT FORM

Kattsafe®

1.

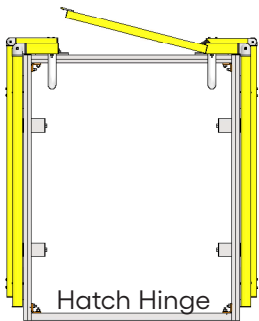
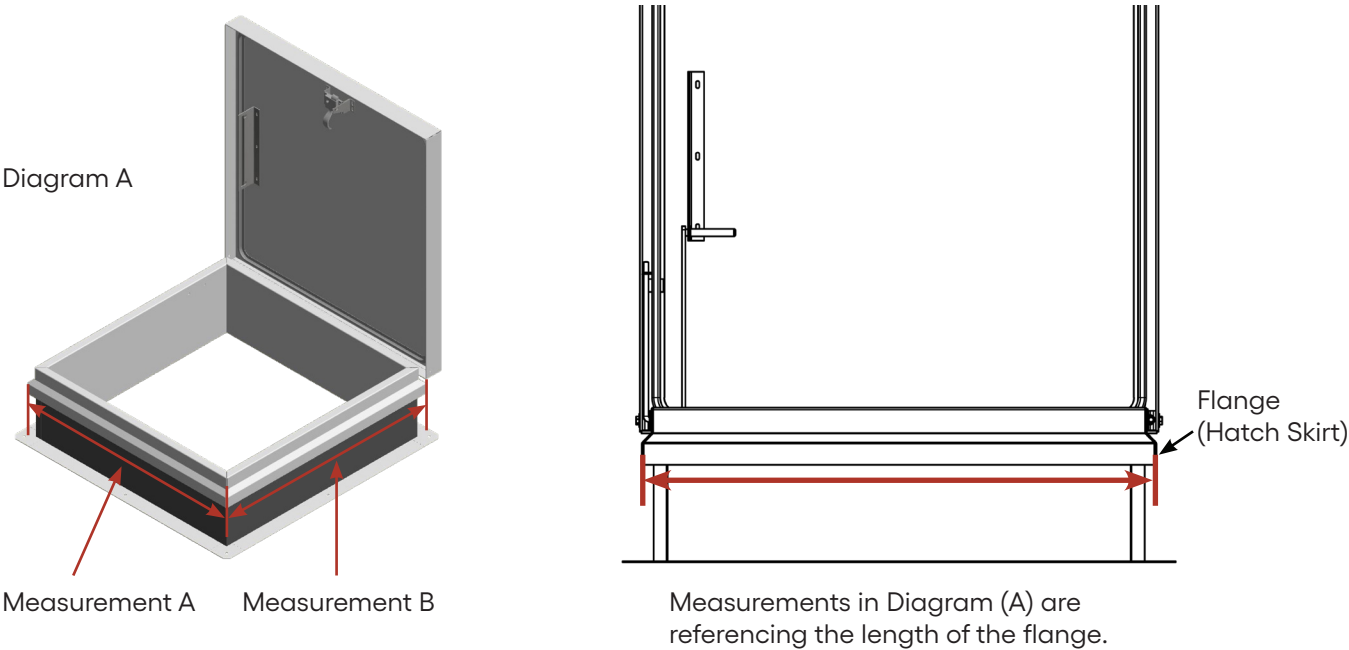
Measure the roof hatch flange length for measurement ‘A’.
2.

Measure the roof hatch flange length for measurement ‘B’.
3.

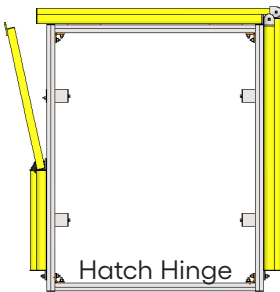
Circle your exit type.
4.

Submit a photo of your application with this form to **sales@kattsafe.com** for an accurate quote.
5.

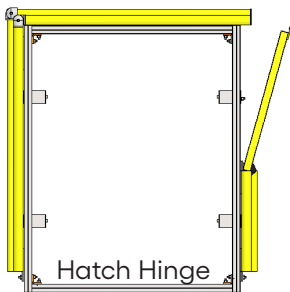
If you are unable to accurately complete this form due to a unique application, then please contact Kattsafe for further assistance.



A: Front Exit



B: Left Exit



C: Right Exit

Contact Name	
Contact Info (Phone/Email)	
Project Reference	
Measurement A	
Measurement B	
Exit Option	