


USB-C 2.5 GIGABIT ETHERNET ADAPTER

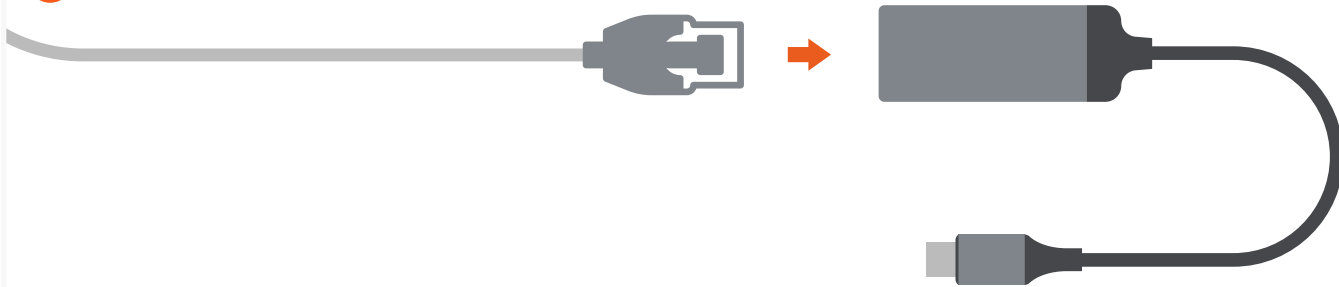
1



Plug Ethernet cable into a LAN port of your modem or router.

To achieve 2.5 Gigabit speeds your Internet Service Provider (ISP) and router/modem must support Multi-GIG technology

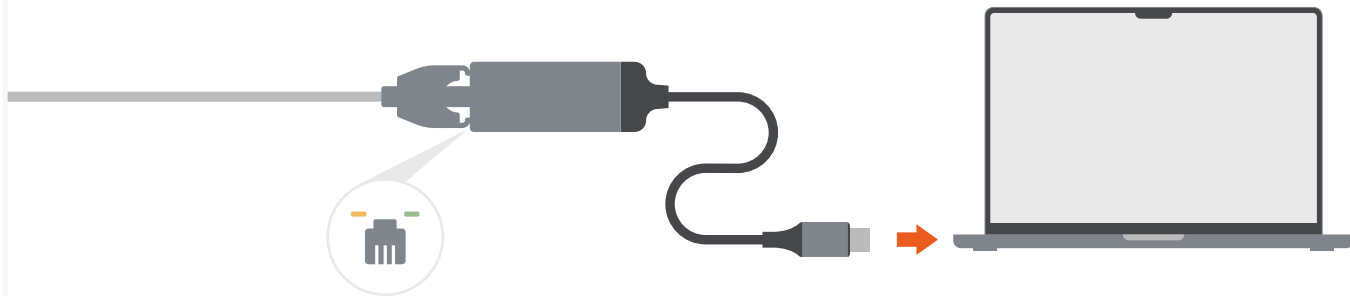
2



Connect Ethernet cable to the RJ-45 port of the Adapter.

To achieve 2.5 Gigabit speeds Cat 5 Cable or higher is required

3



Connect USB-C connector of the Adapter to your host device.

When connection is established orange LED will light up and green LED will start blinking

Attention:

- Compatible with Thunderbolt 3, Thunderbolt 4, USB4, USB-C 3.2 Gen2, USB-C 3.2 host devices
- Adapter can be connected to USB-A host devices by using a Type-A to Type-C adapter (not included)