


SOA Summer Games 2025

Athletics/Track and Field

Final

Results

AT 1500 M Run



SPECIAL OLYMPICS
ALBERTA SUMMER GAMES
CITY OF GRANDE PRAIRIE 2025

Division number:F1		Gender	Age	Lane	Prev. Score	Final Score	Place
Riddell, Jennifer	Calgary	F	45	4	06:49.40	06:49.40	1st place
Sander, Meghan	Edmonton	F	32	5	07:13.20	07:13.20	2nd place
Payne, Thomasina	Red Deer	F	34	3	07:49.90	07:49.90	3rd place

30+; Count: 3; Previous scores: 06:49.40-07:49.90, average: 07:17.50, 12.9% difference

Division number:M1		Gender	Age	Lane	Prev. Score	Final Score	Place
Wells, Jesse	Edmonton	M	38	4	06:11.70	06:11.70	1st place
Stel, Jonathon	Calgary	M	37	5	06:24.00	06:24.00	2nd place
Boudreau, Josh	NWT	M	24	3	07:17.70	07:17.70	3rd place

22-29,30+; Count: 3; Previous scores: 06:11.70-07:17.70, average: 06:37.80, 15.1% difference

Division number:F1		Gender	Age	Lane	Prev. Score	Final Score	Place
Riddell, Jennifer	Calgary	F	45	4	06:49.40	06:49.40	1st place
Sander, Meghan	Edmonton	F	32	5	07:13.20	07:13.20	2nd place
Payne, Thomasina	Red Deer	F	34	3	07:49.90	07:49.90	3rd place

30+; Count: 3; Previous scores: 06:49.40-07:49.90, average: 07:17.50, 12.9% difference

Division number:M1		Gender	Age	Lane	Prev. Score	Final Score	Place
Wells, Jesse	Edmonton	M	38	4	06:11.70	06:11.70	1st place
Stel, Jonathon	Calgary	M	37	5	06:24.00	06:24.00	2nd place
Boudreau, Josh	NWT	M	24	3	07:17.70	07:17.70	3rd place

22-29,30+; Count: 3; Previous scores: 06:11.70-07:17.70, average: 06:37.80, 15.1% difference


SOA Summer Games 2025

Athletics/Track and Field

Final

Results

AT 50 M Run



SPECIAL OLYMPICS
ALBERTA SUMMER GAMES
CITY OF GRANDE PRÉRIE 2025

Division number:F1		Gender	Age	Lane	Prev. Score	Final Score	Place
Bergen, Kyla-Rae	Edmonton	F	26	1	00:16.80	00:16.80	1st place

22-29; Count: 1

Division number:F1		Gender	Age	Lane	Prev. Score	Final Score	Place
Bergen, Kyla-Rae	Edmonton	F	26	3	00:16.80	00:16.80	1st place

22-29; Count: 1


SOA Summer Games 2025

Athletics/Track and Field

Timed

Results

AT 800 M Run



SPECIAL OLYMPICS
ALBERTA SUMMER GAMES
CITY OF GRANDE PRAIRIE 2025

Division number:M1		Gender	Age	Lane	Prev. Score	Final Score	Place
Wells, Jesse	Edmonton	M	38	4	02:57.40	02:57.40	1st place
Stel, Jonathon	Calgary	M	37	3	03:09.20	03:09.20	2nd place
Boudreau, Josh	NWT	M	24	2	03:12.80	03:12.80	3rd place
Allan-Mah, Emmett	Edmonton	M	18	5	03:18.40	03:18.40	4th place
Angus, Solomon	Edmonton	M	50	6	03:19.00	03:19.00	5th place

16-21,22-29,30+; Count: 5; Previous scores: 02:57.40-03:19.00, average: 03:11.36, 10.9% difference

SOA Summer Games 2025

Athletics/Track and Field

Final

Results

AT Standing Long Jump



SPECIAL OLYMPICS
ALBERTA SUMMER GAMES
CITY OF GRANDE PRAIRIE 2025

Division number:F4		Gender	Age	Lane	Prev. Score	Final Score	Place
Adams, Chelsey	Calgary	F	29		1.7900 m	1.8400 m	1st place
Batille, Katelyn	Calgary	F	19		1.6000 m	1.6300 m	2nd place
McGunigal, Caitlin	Calgary	F	28		1.3800 m	1.5700 m	3rd place
Sirman, Kaylee	Edmonton	F	22		1.4600 m	1.2800 m	4th place

16-21,22-29; Count: 4; Previous scores: 1.2800 m-1.8400 m, average: 1.5800 m, 43.8% difference

Division number:M1		Gender	Age	Lane	Prev. Score	Final Score	Place
Allan-Mah, Emmett	Edmonton	M	18		1.2300 m	1.1800 m	1st place
Blanco, Cesar	Calgary	M	18		1.1100 m	1.0200 m	2nd place
Hall, David	Calgary	M	34		0.6600 m	0.8300 m	3rd place

16-21,30+; Count: 3; Previous scores: 0.8300 m-1.1800 m, average: 1.0100 m, 42.2% difference

Division number:M2		Gender	Age	Lane	Prev. Score	Final Score	Place
Huh, David	Calgary	M	17		1.7800 m	1.9500 m	1st place
Garth, Brett	Calgary	M	30		1.2500 m	1.5000 m	2nd place
Gregg, Geoffrey	Edmonton	M	45		1.3000 m	1.3700 m	3rd place

16-21,22-29,30+; Count: 3; Previous scores: 1.3700 m-1.9500 m, average: 1.6066 m, 42.3% difference

SOA Summer Games 2025

Athletics/Track and Field

Preliminary

Results

AT Standing Long Jump



SPECIAL OLYMPICS
ALBERTA SUMMER GAMES
CITY OF GRANDE PRAIRIE 2025

Division number:F2		Gender	Age	Lane	Prev. Score	Final Score	Place
Adams, Chelsey	Calgary	F	29		1.7900 m	1.8400 m	1st place
Ostendorf, Cassie	Edmonton	F	28		1.2500 m	1.3200 m	1st place
Batille, Katelyn	Calgary	F	19		1.6000 m	1.6300 m	2nd place
Lloyd, Brittany	Calgary	F	39		1.0900 m	1.2100 m	2nd place
McGunigal, Caitlin	Calgary	F	28		1.3800 m	1.5700 m	3rd place
Sirman, Kaylee	Edmonton	F	22		1.4600 m	1.2800 m	4th place

16-21,22-29,30+; Count: 6; Previous scores: 1.0900 m-1.7900 m, average: 1.4283 m, 64.2% difference

Division number:M1		Gender	Age	Lane	Prev. Score	Final Score	Place
Allan-Mah, Emmett	Edmonton	M	18		1.2300 m	1.1800 m	1st place
Blanco, Cesar	Calgary	M	18		1.1100 m	1.0200 m	2nd place
Garth, Brett	Calgary	M	30		1.2500 m	1.5000 m	2nd place
Gregg, Geoffrey	Edmonton	M	45		1.3000 m	1.3700 m	3rd place
Hall, David	Calgary	M	34		0.6600 m	0.8300 m	3rd place
Heck, Benjamin	Calgary	M	13		1.8800 m	1.9300 m	4th place

12-15,16-21,22-29,30+; Count: 6; Previous scores: 0.6600 m-1.8800 m, average: 1.2383 m, 184.8% difference


SOA Summer Games 2025

Athletics/Track and Field

Final

Results

AT 100 M Run



SPECIAL OLYMPICS
ALBERTA SUMMER GAMES
CITY OF GRANDE PRAIRIE 2025

Division number:F1		Gender	Age	Lane	Prev. Score	Final Score	Place
Adams, Chelsey	Calgary	F	29	1	00:16.40	00:15.80	1st place
Miko, Susan	Calgary	F	28	2	00:16.80	00:15.92	2nd place
Zaytsoff, Kennedy	Calgary	F	30	3	00:17.30	00:16.88	3rd place
Sirman, Kaylee	Edmonton	F	22	6	00:18.50	00:17.48	4th place
Lo, Alexandra	Calgary	F	32	4	00:17.80	00:17.75	5th place
Batille, Katelyn	Calgary	F	19	5	00:18.20	00:17.88	6th place
Srivastava, Tia	Calgary	F	40	7	00:18.70	00:18.50	7th place

16-21,22-29,30+; Count: 7; Previous scores: 00:15.80-00:18.50, average: 00:17.17, 14.6% difference

Division number:F2		Gender	Age	Lane	Prev. Score	Final Score	Place
Tremblay, Cairn	Edmonton	F	40	2	00:18.90	00:18.37	1st place
Sinclair, Brittany	St. Albert	F	29	3	00:19.00	00:18.75	2nd place
Ostendorf, Cassie	Edmonton	F	28	1	00:18.80	00:18.89	3rd place
McGunigal, Caitlin	Calgary	F	28	6	00:20.80	00:19.35	4th place
Wilson, Tabitha	Red Deer	F	34	4	00:20.30	00:21.03	5th place
Grimson, Kristine	Edmonton	F	40	5	00:20.50	00:21.15	6th place
Mundorf, Eileen	Red Deer	F	40	7	00:21.80	00:22.13	7th place


22-29,30+; Count: 7; Previous scores: 00:18.37-00:22.13, average: 00:19.95, 17% difference

SOA Summer Games 2025

Athletics/Track and Field

Final Results

AT 100 M Run



SPECIAL OLYMPICS
ALBERTA SUMMER GAMES
CITY OF GRANDE PRAIRIE 2025

Division number:M2		Gender	Age	Lane	Prev. Score	Final Score	Place
Huh, David	Calgary	M	17	1	00:15.40	00:14.85	1st place
Cave, William	Calgary	M	20	2	00:15.50	00:15.22	2nd place
Heck, Benjamin	Calgary	M	13	3	00:16.70	00:16.68	3rd place
Garth, Brett	Calgary	M	30	4	00:17.20	00:17.24	4th place

12-15,16-21,22-29; Count: 4; Previous scores: 00:14.85-00:17.24, average: 00:15.99, 13.9% difference

Division number:M3		Gender	Age	Lane	Prev. Score	Final Score	Place
Fankhanel, Jordan	Edmonton	M	24	1	00:21.70	00:18.71	1st place
Hannas, Ben	Red Deer	M	25	2	00:21.70	00:21.15	2nd place
Huang, Allen	Calgary	M	19	3	00:22.40	00:21.77	3rd place

16-21,22-29; Count: 3; Previous scores: 00:18.71-00:21.77, average: 00:20.54, 14.1% difference

Division number:M4		Gender	Age	Lane	Prev. Score	Final Score	Place
Blanco, Cesar	Calgary	M	18	1	00:26.50	00:26.71	1st place
Hall, David	Calgary	M	34	2	00:29.90	00:29.39	2nd place
Szanik, Wade	Calgary	M	46	3	00:33.30	00:34.32	3rd place

16-21,30+; Count: 3; Previous scores: 00:26.71-00:34.32, average: 00:30.14, 22.2% difference


SOA Summer Games 2025

Athletics/Track and Field

Preliminary

Results

AT 100 M Run



SPECIAL OLYMPICS
ALBERTA SUMMER GAMES
CITY OF GRANDE PRAIRIE 2025

Division number:F2		Gender	Age	Lane	Prev. Score	Final Score	Place
Langdale, Torie	Edmonton	F	27	2	00:22.30	00:22.13	1st place
Tremblay, Cairn	Edmonton	F	40	5	00:18.90	00:18.37	1st place
Lloyd, Brittany	Calgary	F	39	1	00:22.30	00:22.26	2nd place
Sinclair, Brittany	St. Albert	F	29	3	00:19.00	00:18.75	2nd place
McGunigal, Caitlin	Calgary	F	28	4	00:20.80	00:19.35	4th place
Wilson, Tabitha	Red Deer	F	34	7	00:20.30	00:21.03	5th place
Grimson, Kristine	Edmonton	F	40	6	00:20.50	00:21.15	6th place
Mundorf, Eileen	Red Deer	F	40	8	00:21.80	00:22.13	7th place

22-29,30+; Count: 8; Previous scores: 00:18.90-00:22.30, average: 00:20.73, 15.2% difference

Division number:F3		Gender	Age	Lane	Prev. Score	Final Score	Place
Manson, Erica	Calgary	F	49	6	00:29.20	00:29.75	1st place
Miko, Paula	Calgary	F	28	8	00:42.10	00:32.48	2nd place
Pitt, Christina	Grande Prairie	F	26	5	00:24.20	00:22.92	3rd place
Tarapaski, Glenda	Edmonton	F	65	7	00:44.00	00:40.87	3rd place
Wardman, Maryanne	Calgary	F	33	4	00:22.90	00:23.18	4th place
Christy, Hanna	Calgary	F	28	3	00:26.10	00:25.36	5th place

22-29,30+; Count: 6; Previous scores: 00:22.90-00:44.00, average: 00:31.41, 48% difference


SOA Summer Games 2025

Athletics/Track and Field

Preliminary

Results

AT 100 M Run



SPECIAL OLYMPICS
ALBERTA SUMMER GAMES
CITY OF GRANDE PRAIRIE 2025

Division number:M3

		Gender	Age	Lane	Prev. Score	Final Score	Place
Blanco, Cesar	Calgary	M	18	8	00:26.50	00:26.71	1st place
Hall, David	Calgary	M	34	4	00:29.90	00:29.39	2nd place
Hannas, Ben	Red Deer	M	25	5	00:21.70	00:21.15	2nd place
Huang, Allen	Calgary	M	19	6	00:22.40	00:21.77	3rd place
Szanik, Wade	Calgary	M	46	3	00:33.30	00:34.32	3rd place

16-21,22-29,30+; Count: 5; Previous scores: 00:21.70-00:33.30, average: 00:26.76, 34.8% difference


SOA Summer Games 2025

Athletics/Track and Field

Final

Results

AT 200 M Run



SPECIAL OLYMPICS
ALBERTA SUMMER GAMES
CITY OF GRANDE PRAIRIE 2025

Division number:F4		Gender	Age	Lane	Prev. Score	Final Score	Place
Pitt, Christina	Grande Prairie	F	26	4	01:02.70	00:59.14	1st place
Miko, Paula	Calgary	F	28	8	01:09.80	01:03.08	2nd place
Manson, Erica	Calgary	F	49	5	01:05.20	01:03.21	3rd place

22-29,30+; Count: 3; Previous scores: 00:59.14-01:03.21, average: 01:01.81, 6.4% difference

Division number:M1		Gender	Age	Lane	Prev. Score	Final Score	Place
Kurth, Isaiah	Calgary	M	20	4	00:28.10	00:26.92	1st place
Oswald, Logan	St. Albert	M	25	5	00:31.20	00:29.61	2nd place
Sugden, Mike	Red Deer	M	34	6	00:32.90	00:30.63	3rd place
Huh, David	Calgary	M	17	2	00:33.00	00:31.11	4th place
Klein, Grayson	NWT	M	18	3	00:32.70	00:31.35	5th place
Martin, Alex	Edmonton	M	26	7	00:33.20	00:32.97	6th place
Kwas, David	Edmonton	M	27	1	00:33.30	00:33.57	7th place
Heck, Benjamin	Calgary	M	13	3	00:41.40	00:34.83	8th place

MPR M2 ->M1 Final Score 00:34.83 prelim

12-15,16-21,22-29,30+; Count: 8; Previous scores: 00:26.92-00:34.83, average: 00:31.37, 22.7% difference


SOA Summer Games 2025

Athletics/Track and Field

Preliminary

Results

AT 200 M Run



SPECIAL OLYMPICS
ALBERTA SUMMER GAMES
CITY OF GRANDE PRAIRIE 2025

Division number:F1		Gender	Age	Lane	Prev. Score	Final Score	Place
Adams, Chelsey	Calgary	F	29	7	00:38.10	00:35.71	1st place
Batille, Katelyn	Calgary	F	19	2	00:44.00	00:40.96	1st place
Zaytsoff, Kennedy	Calgary	F	30	3	00:39.70	00:37.89	2nd place
Lo, Alexandra	Calgary	F	32	6	00:44.90	00:38.01	3rd place
MPR - F2 -> F1 Final time 38.01 Prelim							
Sinclair, Brittany	St. Albert	F	29	8	00:41.50	00:38.54	3rd place
Miko, Susan	Calgary	F	28	1	00:39.90	00:38.68	4th place
Srivastava, Tia	Calgary	F	40	4	00:37.77	00:41.28	5th place
Prelim time revision submitted by coach							
McCorquindale, Misty	Calgary	F	29	5	00:39.60	00:41.37	6th place

16-21,22-29,30+; Count: 8; Previous scores: 00:37.77-00:44.90, average: 00:40.68, 15.9% difference

Division number:F2		Gender	Age	Lane	Prev. Score	Final Score	Place
McGunigal, Caitlin	Calgary	F	28	5	00:49.60	00:44.09	1st place
Cyr, Maddie	Calgary	F	20	4	00:44.10	00:42.59	2nd place
Wardman, Maryanne	Calgary	F	33	6	00:53.20	00:48.91	2nd place
Mundorf, Eileen	Red Deer	F	40	3	00:51.60	00:49.39	3rd place
Wilson, Tabitha	Red Deer	F	34	2	00:44.50	00:45.82	3rd place
Prelim time revision submitted by coach							
Lloyd, Brittany	Calgary	F	39	7	00:55.90	00:51.24	4th place

16-21,22-29,30+; Count: 6; Previous scores: 00:44.10-00:55.90, average: 00:49.81, 21.1% difference


SOA Summer Games 2025

Athletics/Track and Field

Preliminary

Results

AT 200 M Run



SPECIAL OLYMPICS
ALBERTA SUMMER GAMES
CITY OF GRANDE PRAIRIE 2025

Division number:M2		Gender	Age	Lane	Prev. Score	Final Score	Place
Allan-Mah, Emmett	Edmonton	M	18	7	00:38.40	00:37.21	1st place
Angus, Solomon	Edmonton	M	50	1	00:41.50	00:37.31	2nd place
Harris, David	Edmonton	M	28	2	00:45.40	00:43.52	2nd place
Garth, Brett	Calgary	M	30	4	00:40.40	00:38.60	3rd place
Hannas, Ben	Red Deer	M	25	6	00:44.80	00:40.62	4th place
Gregg, Geoffrey	Edmonton	M	45	5	00:44.40	00:44.75	5th place
Heck, Benjamin	Calgary	M	13	3	00:41.40	00:34.83	8th place
MPR M2 ->M1 Final Score 00:34.83 prelim							

12-15,16-21,22-29,30+; Count: 7; Previous scores: 00:38.40-00:45.40, average: 00:42.32, 15.4% difference

Division number:M3		Gender	Age	Lane	Prev. Score	Final Score	Place
Blanco, Cesar	Calgary	M	18	8	00:57.10	00:53.64	1st place
Huang, Allen	Calgary	M	19	4	00:48.30	00:43.12	1st place
Hall, David	Calgary	M	34	3	01:10.10	01:05.41	2nd place
Szanik, Wade	Calgary	M	46	5	01:21.40	01:21.09	3rd place

16-21,30+; Count: 4; Previous scores: 00:48.30-01:21.40, average: 01:04.22, 40.7% difference


SOA Summer Games 2025

Athletics/Track and Field

Preliminary

Results

AT 400 M Run



SPECIAL OLYMPICS
ALBERTA SUMMER GAMES
CITY OF GRANDE PRAIRIE 2025

Division number:F1		Gender	Age	Lane	Prev. Score	Final Score	Place
Zaytsoff, Kennedy	Calgary	F	30	5	01:28.38	01:28.38	1st place
McCorquindale, Misty	Calgary	F	29	4	01:29.48	01:29.48	2nd place
Cyr, Maddie	Calgary	F	20	3	01:42.10	01:42.10	3rd place
Miko, Susan	Calgary	F	28	6	01:42.86	01:42.86	4th place

16-21,22-29; Count: 4; Previous scores: 01:28.38-01:42.86, average: 01:35.70, 14.1% difference

Division number:M1		Gender	Age	Lane	Prev. Score	Final Score	Place
Batson, Daniel	Calgary	M	32	4	01:02.42	01:02.42	1st place
Kwas, David	Edmonton	M	27	5	01:14.15	01:14.15	2nd place
Klein, Grayson	NWT	M	18	6	01:22.85	01:22.85	3rd place
Martin, Alex	Edmonton	M	26	3	01:18.35	01:18.35	3rd place

16-21,22-29,30+; Count: 4; Previous scores: 01:02.42-01:22.85, average: 01:14.44, 24.7% difference

Division number:M2		Gender	Age	Lane	Prev. Score	Final Score	Place
Angus, Solomon	Edmonton	M	50	6	01:22.45	01:22.45	1st place
Hannas, Ben	Red Deer	M	25	3	01:28.42	01:28.42	1st place
Allan-Mah, Emmett	Edmonton	M	18	4	01:22.69	01:22.69	2nd place
Harris, David	Edmonton	M	28	2	01:47.27	01:47.27	2nd place
Gregg, Geoffrey	Edmonton	M	45	5	02:02.78	02:02.78	3rd place

16-21,22-29,30+; Count: 5; Previous scores: 01:22.45-02:02.78, average: 01:36.72, 32.8% difference


SOA Summer Games 2025

Athletics/Track and Field

Final

Results

AT Long Jump



SPECIAL OLYMPICS
ALBERTA SUMMER GAMES
CITY OF GRANDE PRAIRIE 2025

Division number:M2		Gender	Age	Lane	Prev. Score	Final Score	Place
Batson, Daniel	Calgary	M	32		3.2800 m	3.0800 m	1st place
Kasengulu, Christophe	Edmonton	M	15		2.4100 m	2.9600 m	2nd place
Oswald, Logan	St. Albert	M	25		3.2600 m	2.9600 m	2nd place
Boudreau, Josh	NWT	M	24		2.7000 m	2.8500 m	4th place
Angus, Solomon	Edmonton	M	50		2.3200 m	2.3500 m	5th place

12-15,22-29,30+; Count: 5; Previous scores: 2.3500 m-3.0800 m, average: 2.8400 m, 31.1% difference

Division number:M3		Gender	Age	Lane	Prev. Score	Final Score	Place
Kurth, Isaiah	Calgary	M	20		4.4300 m	4.4500 m	1st place
Vlaar, Aiden	Calgary	M	23		4.5400 m	4.1800 m	2nd place
Prelim time revision submitted by coach							
Sugden, Mike	Red Deer	M	34		3.7700 m	3.7500 m	3rd place
Martin, Alex	Edmonton	M	26		3.4800 m	3.4500 m	4th place

16-21,22-29,30+; Count: 4; Previous scores: 3.4500 m-4.4500 m, average: 3.9575 m, 29% difference

Division number:F1		Gender	Age	Lane	Prev. Score	Final Score	Place
Sinclair, Brittany	St. Albert	F	29		1.7300 m	1.9600 m	1st place
Cyr, Maddie	Calgary	F	20		1.5600 m	1.3000 m	2nd place
Langdale, Torie	Edmonton	F	27		2.2800 m	2.1700 m	2nd place
Manson, Erica	Calgary	F	49		1.2500 m	1.2900 m	3rd place

16-21,22-29,30+; Count: 4; Previous scores: 1.2500 m-2.2800 m, average: 1.7050 m, 82.4% difference


SOA Summer Games 2025

Athletics/Track and Field

Preliminary

Results

AT Long Jump



SPECIAL OLYMPICS
ALBERTA SUMMER GAMES
CITY OF GRANDE PRAIRIE 2025

Division number:M2		Gender	Age	Lane	Prev. Score	Final Score	Place
Batson, Daniel	Calgary	M	32		3.2800 m	3.0800 m	1st place
Kurth, Isaiah	Calgary	M	20		4.4300 m	4.4500 m	1st place
Kasengulu, Christophe	Edmonton	M	15		2.4100 m	2.9600 m	2nd place
Oswald, Logan	St. Albert	M	25		3.2600 m	2.9600 m	2nd place
Vlaar, Aiden	Calgary	M	23		4.5400 m	4.1800 m	2nd place
Prelim time revision submitted by coach							
Sugden, Mike	Red Deer	M	34		3.7700 m	3.7500 m	3rd place
Boudreau, Josh	NWT	M	24		2.7000 m	2.8500 m	4th place
Martin, Alex	Edmonton	M	26		3.4800 m	3.4500 m	4th place

12-15,16-21,22-29,30+; Count: 8; Previous scores: 2.4100 m-4.5400 m, average: 3.4837 m, 88.4% difference


SOA Summer Games 2025

Athletics/Track and Field

Final

Results

AT Shot Put - Men 4Kg



SPECIAL OLYMPICS
ALBERTA SUMMER GAMES
CITY OF GRANDE PRAIRIE 2025

Division number:M1		Gender	Age	Lane	Prev. Score	Final Score	Place
Vlaar, Aiden	Calgary	M	23		11.0000 m	10.8800 m	1st place
Batson, Daniel	Calgary	M	32		7.3700 m	7.6100 m	2nd place
Cave, William	Calgary	M	20		7.3100 m	7.2700 m	3rd place

16-21,22-29,30+; Count: 3; Previous scores: 7.2700 m-10.8800 m, average: 8.5866 m, 49.7% difference

Division number:M2		Gender	Age	Lane	Prev. Score	Final Score	Place
Kwas, David	Edmonton	M	27		7.2300 m	7.5000 m	1st place
Klein, Grayson	NWT	M	18		7.2700 m	7.1200 m	2nd place
Sugden, Mike	Red Deer	M	34		7.1800 m	6.7700 m	3rd place

16-21,22-29,30+; Count: 3; Previous scores: 6.7700 m-7.5000 m, average: 7.1300 m, 10.8% difference

Division number:M3		Gender	Age	Lane	Prev. Score	Final Score	Place
Angus, Solomon	Edmonton	M	50		5.8100 m	6.4400 m	1st place
Huh, David	Calgary	M	17		4.8300 m	5.9600 m	2nd place
					MPR		
Harris, David	Edmonton	M	28		5.4000 m	5.5000 m	3rd place
Fankhanel, Jordan	Edmonton	M	24		4.8200 m	4.8700 m	4th place

16-21,22-29,30+; Count: 4; Previous scores: 4.8700 m-6.4400 m, average: 5.6925 m, 32.2% difference


SOA Summer Games 2025

Athletics/Track and Field

Preliminary

Results

AT Shot Put - Men 4Kg



SPECIAL OLYMPICS
ALBERTA SUMMER GAMES
CITY OF GRANDE PRAIRIE 2025

Division number:M2		Gender	Age	Lane	Prev. Score	Final Score	Place
Szanik, Wade	Calgary	M	46		3.6000 m	3.8200 m	1st place
Huh, David	Calgary	M	17		4.8300 m	5.9600 m	2nd place
MPR							
Harris, David	Edmonton	M	28		5.4000 m	5.5000 m	3rd place
Fankhanel, Jordan	Edmonton	M	24		4.8200 m	4.8700 m	4th place
Kasengulu, Christophe	Edmonton	M	15		4.3000 m	4.1000 m	4th place

12-15,16-21,22-29,30+; Count: 5; Previous scores: 3.6000 m-5.4000 m, average: 4.5900 m, 50% difference

Division number:M3		Gender	Age	Lane	Prev. Score	Final Score	Place
Angus, Solomon	Edmonton	M	50		5.8100 m	6.4400 m	1st place
Kwas, David	Edmonton	M	27		7.2300 m	7.5000 m	1st place
Vlaar, Aiden	Calgary	M	23		11.0000 m	10.8800 m	1st place
Batson, Daniel	Calgary	M	32		7.3700 m	7.6100 m	2nd place
Gregg, Geoffrey	Edmonton	M	45		4.5800 m	4.5900 m	2nd place
Klein, Grayson	NWT	M	18		7.2700 m	7.1200 m	2nd place
Cave, William	Calgary	M	20		7.3100 m	7.2700 m	3rd place
Sugden, Mike	Red Deer	M	34		7.1800 m	6.7700 m	3rd place

16-21,22-29,30+; Count: 8; Previous scores: 4.5800 m-11.0000 m, average: 7.2187 m, 140.2% difference


SOA Summer Games 2025

Athletics/Track and Field

Final

Results

AT Shot Put - Women 3Kg



SPECIAL OLYMPICS
ALBERTA SUMMER GAMES
CITY OF GRANDE PRAIRIE 2025

Division number:F4		Gender	Age	Lane	Prev. Score	Final Score	Place
Mundorf, Eileen	Red Deer	F	40		3.7500 m	4.3000 m	1st place
Batille, Katelyn	Calgary	F	19		3.7900 m	3.8200 m	2nd place
Sinclair, Brittany	St. Albert	F	29		3.6100 m	3.7900 m	3rd place
Bergen, Kyla-Rae	Edmonton	F	26		3.6200 m	3.6100 m	4th place
Pitt, Christina	Grande Prairie	F	26		3.3600 m	3.3300 m	5th place
Lloyd, Brittany	Calgary	F	39		3.0600 m	2.9900 m	6th place

16-21,22-29,30+; Count: 6; Previous scores: 2.9900 m-4.3000 m, average: 3.6400 m, 43.8% difference

Division number:F5		Gender	Age	Lane	Prev. Score	Final Score	Place
Tarapaski, Glenda	Edmonton	F	65		2.9600 m	2.8900 m	1st place
Christy, Hanna	Calgary	F	28		2.2900 m	2.4700 m	2nd place
Wardman, Maryanne	Calgary	F	33		2.6500 m	2.4700 m	2nd place

22-29,30+; Count: 3; Previous scores: 2.4700 m-2.8900 m, average: 2.6100 m, 17% difference


SOA Summer Games 2025

Athletics/Track and Field

Preliminary

Results

AT Shot Put - Women 3Kg



SPECIAL OLYMPICS
ALBERTA SUMMER GAMES
CITY OF GRANDE PRAIRIE 2025

Division number:F3		Gender	Age	Lane	Prev. Score	Final Score	Place
Langdale, Torie	Edmonton	F	27		8.5200 m	8.0800 m	1st place
Ostendorf, Cassie	Edmonton	F	28		6.5600 m	5.6300 m	1st place
Adams, Chelsey	Calgary	F	29		7.4400 m	7.5700 m	2nd place
Payne, Thomasina	Red Deer	F	34		4.4300 m	4.6800 m	2nd place
Sirman, Kaylee	Edmonton	F	22		5.2700 m	5.5400 m	2nd place
Grimson, Kristine	Edmonton	F	40		5.1700 m	5.3300 m	3rd place
Tremblay, Cairn	Edmonton	F	40		6.7900 m	6.5700 m	3rd place
McCorquindale, Misty	Calgary	F	29		5.2600 m	5.0800 m	4th place

22-29,30+; Count: 8; Previous scores: 4.4300 m-8.5200 m, average: 6.1800 m, 92.3% difference